




ATI® TOOLS

A Snap-on Specialty Tools Brand

**TOOLS FOR
AVIATION
AND
AEROSPACE**

PRODUCT CATALOG 2016

A legacy brand serving OEM customers and airlines since 1938!



THE ATI® STORY



ATI was formed in 1938 in Los Angeles, California and incorporated as Aircraft Tools, Inc., in 1949. Strategically located near LA International Airport, we were able to serve Douglas, Northrop, Lockheed and North American Aviation. In the mid-1950s, we opened several U.S. sales offices in order to support other companies like Boeing, Grumman, Beech, Cessna, General Dynamics, LTV, Sikorsky, Rohr and Bell Helicopter. As business changed in the late 1950s, we began soliciting machine shop work and formed a tool and an aerospace division that allowed us to grow substantially.

In 1966, ATI relocated to Escondido, CA, just north of San Diego. It had established itself as the largest supplier of quality aircraft fabricating tools in the United States and Canada. In 1972, the employees of ATI purchased the company and changed the name to ATI Industries. We began concentrating on international markets, setting up sales distribution into 35 countries. In March of 1986, ATI brand was sold to, and became a subsidiary of, Snap-on Tools Incorporated.

When defense budgets were drastically reduced in the early 1990s, ATI terminated all aerospace missile component work to concentrate solely on the core commercial tools business. In keeping with this focus, we changed our company name to ATI Tools, Inc. and kept that name until January 1, 1996, when we became ATI Tools Division, Snap-on Tools Company.

In early 2009, ATI consolidated with CDI Torque, another Snap-on Tools company, and formed Snap-on Specialty Tools, which resides today in City of Industry, California. Snap-on Specialty Tools has a full service design and engineering staff and the capabilities to build custom tools for specific applications. ATI tools adhere to Snap-on's rigid engineering standards including:

Certified:

ISO 9001:2008 Certificate No.: CERT-08745-2006-AQ-HOU-ANAB Rev. 1
 ISO 14001:2004 Certificate No.: CERT-02711-2006-AE-HOU-ANAB
 18001:2007 Certificate No.: CERT-03904-2006-SOC-HOU-OHSAS

Adhere to:

ISO 190011 – Audit Standards
 ISO 17025 (ANSI NCSL-2540-1-1994)
 laboratory Calibration Standard
 ANSI/NCSL Z540-1, American National Standard for Calibration
 ANSI/ASQ Z1.4-2003 and MIL-STD-105E
 Sampling Inspection Plan

We also adhere to many other product-specific standards:

MIL standards
 ANSI standards
 GOV standards
 ISO standards
 ASME standards
 NIST standards

We trust this catalog will serve as a reference guide for your fabricating tool needs. Thanks for your continued support and business.



Snap-on Incorporated

Who We Are

OUR MISSION

The most valued productivity solutions in the world

BELIEFS

We deeply believe in:
 Non-negotiable Product and Workplace Safety
 Uncompromising Quality
 Passionate Customer Care
 Fearless Innovation
 Rapid Continuous Improvement

VALUES

Our behaviors define our success:
 We demonstrate Integrity.
 We tell the Truth.
 We respect the Individual.
 We promote Teamwork.
 We Listen.

VISION

To be acknowledged as the:
 Brands of Choice
 Employer of Choice
 Franchisor of Choice
 Business Partner of Choice
 Investment of Choice

»»» Manufacturing Excellence

Through meticulous manufacturing, precise heat treatment specifications, rigid inspection standards and skilled craftsmanship, we provide safe, functional and cost-effective aircraft tools engineered to perform, meet, and exceed the standards of serious aviation professionals.

We are dedicated to exceeding customer expectations by manufacturing and delivering the highest quality tools on time and within budget. Uncompromising attention to detail, versatility, and demand for superior quality enables us to provide customers with cutting-edge solutions to their tool needs.

»»» SHIPPING:

Shipments are FOB our dock, City of Industry, CA, at which point title transfers to the Customer. All shipments are freight collect.

»»» WARRANTY:

We warranty our tools against defects in material and workmanship for a period of ninety days after shipment. The warranty does not apply to any product that has been used, abused, or worn out from use. If the tool has been modified in any way, except for etching on the tool, the warranty is null and void.

»»» RETURN POLICY:

- All returns require approval and an RMA number. Under no circumstances shall arbitrary returns or debits be accepted and/or approved. Returns received by ATI without an authorized RMA number will be returned to the customer, freight collect.
- Shipments must be clearly identified on the outside with the authorized RMA number.
- All items considered for return must be in new and resalable condition.
- Returns may be subject to a restocking charge and/or an offsetting order equal to one and one-half (1.5) times the net value of items being returned. The only exception to this rule is when ATI has shipped items in error.
- All items considered for return must have been purchased within 60 days.
- All returns must be shipped freight pre-paid to City of Industry, CA. Credit for shipping will be issued only on return of goods originally shipped in error by ATI.



TABLE OF CONTENTS

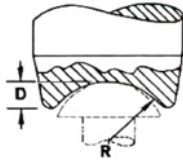
RIVETING TOOLS AND ACCESSORIES	4	HI-LOK® TOOLS AND ACCESSORIES	67
• Rivet Sets, Straight and Offset.....	6-7	• Hi-Lok® Ratchets, Sockets, and Extensions	68
• Jifty Rivet Sets	8	• Hi-Lok® Installation Kits	68
• Flush Rivet Sets.....	9-10	• Hi-Lok® Roller Clutch Wrenches.....	69-70
• Huck® and Hi-Shear® Rivet Sets	11	• Hi-Lok® Removal Pliers	70
• Gun Type Chisels.....	12	• Frangible Collar Removal Sockets	70
• Knock-Out Punches.....	12		
• Rivet Hammers.....	14	SHOP TOOLS.....	71
• Rivet Set Extensions.....	15	• Cannon Plug Connector Pliers	72
• Grip Gauges.....	15	• Sheet-Holder and Camloc Pliers.....	72
• Sheet-Metal Tool Kits	16	• Spring Tension and Side-Grip Clamps.....	73
• Rivet Cutters	16	• Temporary Fasteners	73-74
• Rivet Squeezer Sets and Kits	17	• Skin Clamp Runner	74
• Hand Rivet Squeezers	18	• Screwdriver Bits	75
• Pneumatic Rivet Squeezers	18	• Screw Removal Tools	75-76
		• Mina-Vacs.....	76
BUCKING BARS	19	• Ratcheting Tube Wrenches.....	77
• Tungsten.....	20-21	• Valve Core Removal Tool	78
• Standard	22-30	• Digital Protractor.....	78
• Recoilless Bucking Bar Kit	31	• Tensiometers	78
		SWAGING EQUIPMENT.....	79
DIMPLE DIES AND DIMPLING EQUIPMENT	32	• Stationary Swager	80
• Cold Dimple Dies	33	• Portable Swager	81
• Dimpling Equipment and Hot Dimple Dies.....	34-35	• Swaging Dies	81
		• Pull Tester Kits.....	82
DRILL ATTACHMENTS AND DRILLING ACCESSORIES ..	36	• Calibration Kit	82
• Direct and Flex Drive; 45°, 90°, and 360°.....	37	• Hydraulic Swager.....	83
• Offset Drill Attachments	37		
• Drill Guide Housings and Bushings.....	38-39		
• Strap Duplicators.....	40		
• Drill Adaptors, Drill Collets and Drill Stops	41		
• Threaded Shank Drills.....	42		
• Speed Drivers, Deburring Cutters and Blades	42		
• Chip Chasers.....	42		
• Edge Breakers and Burnishing Tool.....	43		
• Duplicating Punches.....	43		
• Drill Jigs	44-49		
CUTTING TOOLS AND MICROSTOPS	50		
• Countersink Cutters, Integral Pilot, Threaded Shank....	52-53		
• Replaceable Pilot Countersinks, Threaded Shank.....	54		
• Metric Countersink Cutters	55		
• Countersink Pilots.....	56		
• Briles® Countersink Cutters.....	56		
• Countersink Extensions.....	56		
• Microstops, Standard.....	57-58		
• Quick-Change Chucks	59		
• Microstops, Jumbo.....	59		
• Back Countersinks and Spotfacers, Gunlock Pilots.....	60-61		
• Countersink Cutters, Straight Shank	61-62		
• Chatterless Countersink Cutters.....	62		
• Hollow Cutters	62		
• Hole Saws and Arbors.....	63-64		
• Counterbores and Pilots	65		
• Counterbore Extensions	65		
• Rivet Shaver and Shaver Bits.....	66		

RIVETING TOOLS AND ACCESSORIES
RIVET SET CUPPING STANDARD FOR AN & MS RIVETS

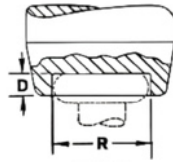


Rivet set cups are machined to a larger radius than the maximum rivet head radius and are shallower in cup depth than the minimum thickness:

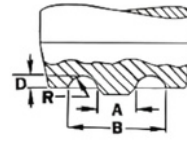
- (1) To allow for a slight upsetting of the head in forming the upset end.
- (2) To allow for a slight misalignment in holding the set on the rivet head without touching the riveted surface.



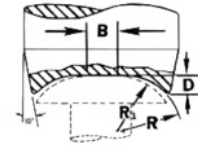
AN 430
AN 435



AN 442



AN 450 MS 20450




AN 470 MS 20470

Rivet Number	Rivet Type	DIM	RIVET SIZE							
			1/16"	3/32"	1/8"	5/32"	3/16"	1/4"	5/16"	3/8"
AN430	ROUND HEAD	R	.075	.112	.161	.184	.222	.298	.369	.445
		D	.031	.049	.068	.086	.104	.139	.162	.195
AN435 MS20435	BUTTON HEAD	R	.061	.095	.128	.160	.192	.256	.321	.382
		D	.040	.063	.084	.105	.126	.168	.206	.243
AN442	FLAT HEAD	R	.141	.204	.267	.333	.399	.530	.661	.792
		D	.014	.022	.032	.042	.052	.072	.092	.110
AN456	BRAZIER HEAD	R	-	.142	.213	.284	.354	.415	.567	.709
		D	-	.018	.030	.047	.057	.069	.094	.116
AN470 MS20470 MS20613 MS20615	UNIVERSAL HEAD	B	.041	.056	.072	.088	.103	.135	.166	.200
		D	.019	.027	.040	.049	.057	.077	.100	.122
		R	.070	.098	.124	.152	.180	.233	.288	.345
		R ₁	.054	.082	.108	.135	.164	.217	.272	.328
AN450 MS20450	THOMPSON HEAD (TUBULAR)		1/16"	3/32"	#40	1/8"	9/64"	3/16"	1/4"	
		A	.033	.055	.069	.082	.094	.130	.170	
		B	.110	.158	.160	.205	.258	.294	.366	
		R	.019	.026	.023	.031	.041	.041	.049	
	D	.014	.021	.023	.031	.041	.041	.045		



COMPARE THE DIFFERENCE



Protected with plastic coating to prevent damage during shipment and storage

1/32" Blend radius between cup and chamfer
Cup configurations are in accordance with applicable rivet specifications

Part number stamped designating rivet size and type

Flush sets have a slight crown on the face

Precision machined and polished

Chromium Vanadium Alloy Steel










Chamfered corners

Available from stock in overall lengths of 2-1/2", 3-1/2", 5-1/2", 7-1/2" and 10-1/2", for rivet sizes 3/32", 1/8", 5/32", 3/16" and 1/4"

CAUTION: Power tools can cause flying particles.
WEAR SAFETY GOGGLES (users and bystanders).
WEAR HEARING PROTECTION. Power tools generate noise.

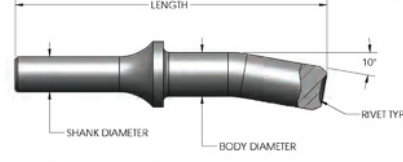
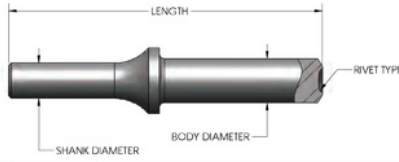
Beginning with a sound basic design, ATI rivet sets incorporate the ultimate in proper distribution of mass, with correct grain structure, made possible by the cold heading process. These factors along with correct heat-treating procedures eliminate breakage and provide for a structurally sound driven rivet.

Highly polished precision cups are held to exact tolerances, and shanks are CNC- machined and chamfered. Identifying symbols stamped on all sets show rivet size, type and tool number. The working surface of each unit is coated with clear plastic to prevent damage during shipment.

RIVET TYPE CHART								
								
AN435 Button	AN430 Round	AN455 Brazier	AN456 Mod. Brazier	AN470 Universal	AN442 Flat	BACR 15FT Boeing Reduced Head	AN426 Countersunk	AN450 Semi-Tubular

RIVETING TOOLS AND ACCESSORIES
STRAIGHT AND OFFSET RIVET SETS

*Special rivet sets may be ordered by providing rivet size, type, length, and shank diameter.



Rivet Size	Length	AN470 RIVET, .401 SHANK			
		Straight Drive Part Number	Offset Drive Part Number	Body Diameter	
1/16"	3-1/2"	ATI100A31/16	ATI101A31/16	1/2"	
	2-1/2"	ATI100A2-332	-	1/2"	
	3-1/2"	ATI100A33/32	ATI101A33/32	1/2"	
	5-1/2"	ATI100A53/32	ATI101A53/32	1/2"	
	7-1/2"	ATI100A73/32	ATI101A73/32	1/2"	
	10-1/2"	ATI100A8332	ATI101A8332	1/2"	
	13-1/2"	ATI100A93/32	-	1/2"	
1/8"	2-1/2"	ATI100A218	-	1/2"	
	3-1/2"	ATI100A3-1/8	ATI101A3-1/8	1/2"	
	5-1/2"	ATI100A51/8	ATI101A51/8	1/2"	
	7-1/2"	ATI100A71/8	ATI101A71/8	1/2"	
	10-1/2"	ATI100A81/8	ATI101A81/8	1/2"	
	13-1/2"	ATI100A91/8	ATI101A91/8	1/2"	
	2-1/2"	ATI100A2532	-	1/2"	
5/32"	3-1/2"	ATI100A35/32	ATI101A35/32	1/2"	
	5-1/2"	ATI100A55/32	ATI101A5-532	1/2"	
	7-1/2"	ATI100A75/32	ATI101A75/32	1/2"	
	10-1/2"	ATI100A8532	ATI101A8532	1/2"	
	13-1/2"	ATI100A95/32	ATI101A95/32	1/2"	
	3/16"	2-1/2"	ATI100A2316	-	1/2"
		3-1/2"	ATI100A33/16	ATI101A33/16	1/2"
5-1/2"		ATI100A53/16	ATI101A53/16	1/2"	
7-1/2"		ATI100A73/16	ATI101A73/16	1/2"	
10-1/2"		ATI100A8316	ATI101A8316	1/2"	
13-1/2"		ATI100A93/16	ATI101A93/16	1/2"	
7/32"		2-1/2"	ATI100A2732	-	1/2"
	3-1/2"	ATI100A37/32	ATI101A37/32	1/2"	
	5-1/2"	ATI100A57/32	ATI101A57/32	1/2"	
	7-1/2"	ATI100A77/32	ATI101A77/32	1/2"	
	10-1/2"	ATI100A8732	-	1/2"	
1/4"	2-1/2"	ATI100A214	-	5/8"	
	3-1/2"	ATI100A3-1/4	ATI101A3-1/4	5/8"	
	5-1/2"	ATI100A514	ATI101A514	5/8"	
	7-1/2"	ATI100A7-1/4	ATI101A7-1/4	5/8"	
	10-1/2"	ATI100A814	-	5/8"	
13-1/2"	ATI100A9-1/4	ATI101A9-1/4	5/8"		
	FLUSH	2-1/2"	ATI100AF-2A	ATI101AF-2A	1/2"
		2-1/2"	ATI100AF-2B	ATI101AF-2B	5/8"
		3-1/2"	ATI100AF-3A	ATI101AF-3A	1/2"
		3-1/2"	ATI100AF-3B	ATI101AF-3B	5/8"
5-1/2"		ATI100AF-5A	ATI101AF-5A	1/2"	
5-1/2"		ATI100AF-5B	ATI101AF-5B	5/8"	
7-1/2"		ATI100AF-7A	ATI101AF-7A	1/2"	
10-1/2"		ATI100AF8A	ATI101AF8A	1/2"	
13-1/2"		ATI100AF-9A	ATI101AF-9A	1/2"	

Rivet Size	Length	AN470 RIVET, .498 SHANK	
		Straight Drive Part Number	Body Diameter
5/32"	3-1/2"	ATI100B35/32	5/8"
	5-1/2"	ATI100B55/32	5/8"
	7-1/2"	ATI100B75/32	5/8"
	10-1/2"	ATI100B8532	5/8"
	13-1/2"	ATI100B95/32	5/8"
	3/16"	3-1/2"	ATI100B33/16
5-1/2"		ATI100B53/16	5/8"
7-1/2"		ATI100B73/16	5/8"
10-1/2"		ATI100B8316	5/8"
7/32"	13-1/2"	ATI100B93/16	5/8"
	3-1/2"	ATI100B37/32	5/8"
	5-1/2"	ATI100B57/32	5/8"
	7-1/2"	ATI100B77/32	5/8"
1/4"	10-1/2"	ATI100B8732	5/8"
	3-1/2"	ATI100B3-1/4	5/8"
	5-1/2"	ATI100B514	5/8"
	7-1/2"	ATI100B7-1/4	5/8"
FLUSH	10-1/2"	ATI100B814	5/8"
	13-1/2"	ATI100B9-1/4	5/8"
	3-1/2"	ATI100BF-3B	5/8"
	5-1/2"	ATI100BF-5B	5/8"
7-1/2"	ATI100BF-7B	5/8"	

Rivet Size	Length	AN470 RIVET, .498 SHANK	
		Offset Drive Part Number	Body Diameter
1/4"	3-1/2"	ATI101B3-1/4	5/8"
	5-1/2"	ATI101B514	5/8"

Rivet Size	Length	AN430 RIVET, .401 SHANK		AN435 RIVET, .401 SHANK		AN455 RIVET, .401 SHANK	
		Part Number	Body Dia.	Part Number	Body Dia.	Part Number	Body Dia.
3/32"	3-1/2"	ATI100A3332A	1/2"	ATI100A3332B	1/2"	ATI100A3332E	1/2"
1/8"		ATI100A31/8A	1/2"	ATI100A31/8B	1/2"	ATI100A31/8E	1/2"
5/32"		ATI100A3532A	1/2"	ATI100A3532B	1/2"	ATI100A3532E	1/2"
3/16"		ATI100A3316A	1/2"	ATI100A3316B	1/2"	ATI100A3316E	1/2"
1/4"		ATI100A31/4A	5/8"	ATI100A31/4B	5/8"		
		7-1/2"	ATI100A71/4A	5/8"			

6

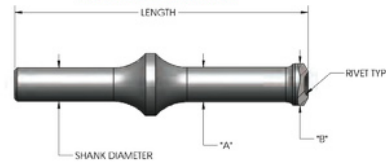
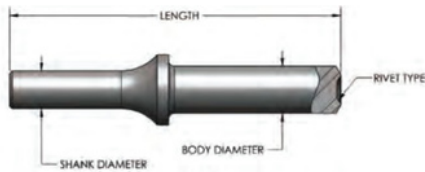


SAFETY PRECAUTION: Read and follow all safety and operating instructions.
WARNING: Face & eye protection must be worn while operating power tools, per ANSI B186.1



RIVETING TOOLS AND ACCESSORIES
STRAIGHT AND OFFSET RIVET SETS

*Special rivet sets may be ordered by providing rivet size, type, length, and shank diameter.



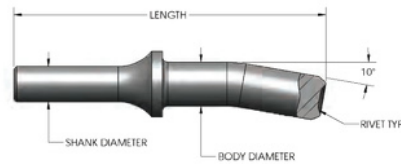
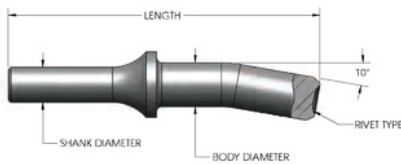
STRAIGHT RIVET SETS FOR MODIFIED UNIVERSAL HEAD RIVETS, .401 SHANK

Rivet Size	Length	BACR15FT RIVET	
		Part Number	Body Diameter
3/32"	3-1/2"	ATI100A3332F	1/2"
	5-1/2"	ATI100A5332F	1/2"
1/8"	2-1/2"	ATI100A218F	1/2"
	3-1/2"	ATI100A318F	1/2"
5/32"	2-1/2"	ATI100A518F	1/2"
	3-1/2"	ATI100A2532F	1/2"
3/16"	2-1/2"	ATI100A2316F	1/2"
	3-1/2"	ATI100A3316F	1/2"
7/32"	2-1/2"	ATI100A7316F	1/2"
	3-1/2"	ATI100A3732F	1/2"
1/4"	2-1/2"	ATI100A214F	5/8"
	3-1/2"	ATI100A314F	5/8"

STRAIGHT RIVET SETS FOR MODIFIED UNIVERSAL HEAD RIVETS, .401 SHANK

Manufactured from H13 material and magnetic particle tested

Rivet Size	Part Number	BACR15FT RIVET			
		Reference	Dimension "A"	Dimension "B"	Length
1/8"	1112MBC4014	ST1112MB-C401-4	.280	.280	3.31"
	ST1112BC453	ST1112B-C401-4-53	.281	.437	3.31"
5/32"	1112MBC4015	ST1112MB-C401-5	.310	.350	3.31"
	1112MBC401A5	ST1112MB-C401A-5	.310	.310	3.31"
3/16"	ST1112BC553	ST1112B-C401-5-53	.312	.500	3.31"
	1112MBC4016	ST1112MB-C401-6	.340	.410	3.31"
7/32"	1112MBC401A6	ST1112MB-C401A-6	.340	.368	3.31"
	ST1112BC653	ST1112B-C401-6-53	.344	.562	3.31"
1/4"	1112BC401637	ST1112B-C401-6-37	.562	.562	2.31"
	ST1112MBC7	ST1112MB-C401-7	.380	.480	3.31"
9/32"	1112MBC401A7	ST1112MB-C401A-7	.380	.406	3.31"
	1112MBC4018	ST1112MB-C401-8	.410	.540	3.31"
1/4"	1112MBC401A8	ST1112MB-C401A-8	.410	.482	3.31"
	ST1112BC853	ST1112B-C401-8-53	.406	.656	3.31"
1/4"	1112BC401837	ST1112B-C401-8-37	.656	.656	2.31"
	1112MBC4019	ST1112MB-C401-9	.440	.610	3.31"



OFFSET RIVET SETS FOR MODIFIED UNIVERSAL HEAD RIVETS, .401 SHANK

Rivet Size	Length	BACR15FT RIVET	
		Part Number	Body Diameter
1/8"	3-1/2"	ATI101A318F	1/2"
	5-1/2"	ATI101A518F	1/2"
5/32"	3-1/2"	ATI101A3532F	1/2"
	5-1/2"	ATI101A5532F	1/2"
3/16"	3-1/2"	ATI101A3316F	1/2"
	5-1/2"	ATI101A5316F	1/2"
7/32"	3-1/2"	ATI101A3732F	1/2"
	5-1/2"	ATI101A5732F	1/2"
1/4"	3-1/2"	ATI101A314F	5/8"
	5-1/2"	ATI101A514F	5/8"

OFFSET RIVET SETS FOR MODIFIED UNIVERSAL HEAD RIVETS, .401 SHANK

Manufactured from H13 material and magnetic particle tested

Rivet Size	Length	Part Number	BACR15FT RIVET	
			Reference	Body Diameter
1/8"	3-1/2"	1112MBR40143	ST1112MB-R401-4-3	.375
5/32"	3-1/2"	1112MBR40153	ST1112MB-R401-5-3	.410
	5-1/2"	1112MBR40155	ST1112MB-R401-5-5	.410
3/16"	3-1/2"	ST1112MBR63	ST1112MB-R401-6-3	.480
	5-1/2"	*ST1112MBR611	ST1112MB-R401C-611	.560
7/32"	3-1/2"	1112MBR40173	ST1112MB-R401-7-3	.560
	5-1/2"	1112MBR40175	ST1112MB-R401-7-5	.560
1/4"	3-1/2"	1112MBR40183	ST1112MB-R401-8-3	.610

*ST1112MBR611 has 20° offset

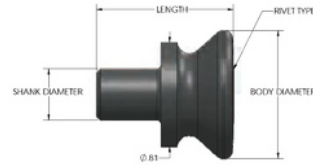
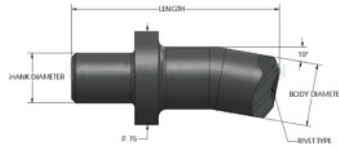


SAFETY PRECAUTION: Read and follow all safety and operating instructions.
WARNING: Face & eye protection must be worn while operating power tools, per ANSI B186.1

RIVETING TOOLS AND ACCESSORIES

JIFFY TYPE RIVET SETS , GOOSENECKS, AND DOUBLE OFFSETS

*Special Jiffy sets may be ordered by providing rivet size, type, length, and shank diameter.




STRAIGHT JIFFY SETS

Part Number	Rivet Size	Rivet Type	Length	Body Diameter	Shank Diameter
JAT100AF-1A	FLUSH	FLUSH	1"	1/2"	.401
JAT119A-2B	FLUSH	FLUSH	2-1/8"	1" FACE	.401
JAT100A1332	3/32"	AN470	1"	1/2"	.401
JAT100A118	1/8"	AN470	1"	1/2"	.401
JAT100A1532	5/32"	AN470	1"	1/2"	.401
JAT100A1316	3/16"	AN470	1"	1/2"	.401

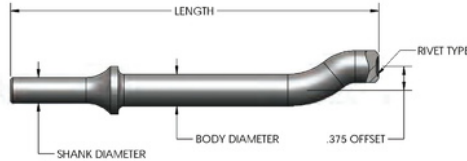
OFFSET JIFFY SETS

Part Number	Rivet Size	Rivet Type	Length	Body Diameter	Shank Diameter
JAT101A1332	3/32"	AN470	1-5/8"	1/2"	.401
JAT101A118	1/8"	AN470	1-5/8"	1/2"	.401
JAT101A1532	5/32"	AN470	1-5/8"	1/2"	.401
JAT101A1316	3/16"	AN470	1-5/8"	1/2"	.401



GOOSENECK RIVET SETS

Part Number	Rivet Size	Rivet Type	Length	Body Diameter	Shank Diameter
ATI104AF	FLUSH	FLUSH	6-5/8"	.69	.401
ATI104A-1/16	1/16"	AN470	6-5/8"	.69	.401
ATI104A-3/32	3/32"	AN470	6-5/8"	.69	.401
ATI104A-1/8	1/8"	AN470	6-5/8"	.69	.401
ATI104A-5/32	5/32"	AN470	6-5/8"	.69	.401
ATI104A-3/16	3/16"	AN470	6-5/8"	.69	.401
ATI104A-7/32	7/32"	AN470	6-5/8"	.69	.401
ATI104A-1/4	1/4"	AN470	6-5/8"	.69	.401



DOUBLE OFFSET RIVET SETS

Part Number	Rivet Size	Rivet Type	Length	Body Diameter	Shank Diameter
ATI105AF	FLUSH	FLUSH	5-3/4"	1/2"	.401
ATI105A-1/16	1/16"	AN470	5-3/4"	1/2"	.401
ATI105A-3/32	3/32"	AN470	5-3/4"	1/2"	.401
ATI105A-1/8	1/8"	AN470	5-3/4"	1/2"	.401
ATI105A-5/32	5/32"	AN470	5-3/4"	1/2"	.401
ATI105A-3/16	3/16"	AN470	5-3/4"	1/2"	.401
ATI105A-7/32	7/32"	AN470	5-3/4"	1/2"	.401
ATI105A-1/4	1/4"	AN470	5-3/4"	1/2"	.401
ATI105A-9/32	9/32"	AN470	5-3/4"	1/2"	.401

8



SAFETY PRECAUTION: Read and follow all safety and operating instructions.
WARNING: Face & eye protection must be worn while operating power tools, per ANSI B186.1



**RIVETING TOOLS AND ACCESSORIES
FLUSH RIVET SETS**




ATI106A

FLUSH RIVET SET, SWIVEL-TYPE

Performs high-speed flush riveting on flat or curved surfaces and is designed for ease of handling, with a swivel action to produce quick alignment. The highly polished rivet set head is enclosed in a rubber sleeve.

Part Number	Face Diameter	Length	Shank Diameter
ATI106A	1-1/4"	3-1/2"	.401
ATI106B	1-1/4"	3-1/2"	.498

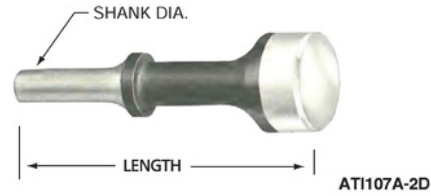


ATI107A-1

FLUSH RIVET SET

Large radii at critical points enable this rivet set to withstand continuous rugged use. Where a smooth skin surface is essential, this rivet set, with its slightly crowned and highly polished face, will perform rapid flush riveting.

Part Number	Face Diameter	Length	Shank Diameter
ATI107A-1	1"	2-3/4"	.401
ATI107A-2	1-1/4"	2-3/4"	.401
ATI107A-3	1-1/4"	3-1/2"	.401
ATI107A-4	1"	5-1/2"	.401
ATI107A-6	1"	7-1/2"	.401
ATI107A-7	1-1/4"	7-1/2"	.401
ATI107B-1	1"	3"	.498
ATI107B-2	1-1/4"	3"	.498
ATI107B3	1-1/4"	3-1/2"	.498
ATI107B-4	1"	5-1/2"	.498
ATI107B-5	1-1/4"	5-1/2"	.498
ATI107B-6	1"	7-1/2"	.498
ATI107B-7	1-1/4"	7-1/2"	.498



ATI107A-2D

PEENING TOOL WITH ALUMINUM, BRASS, OR NYLON INSERT

This peening tool is designed for the straightening of aluminum sheet after forming.

Part Number	Head Material	Face Diameter	Length	Shank Diameter
ATI107A-2D	Aluminum	1"	3-1/8"	.401
ATI107A2DB	Brass	1"	3-1/8"	.401
ATI107A2DN	Nylon	1"	3-1/8"	.401
ATI107B-2D	Aluminum	1"	3-1/8"	.498



ATI110CB

FLUSH RIVET SET WITH RUBBER GUARD

A rubber guard added to this flush rivet set helps prevent slippage and damage to skin surface.

Part Number	Face Diameter	Length	Shank Diameter
ATI110CA	3/4"	2-1/2"	.401
ATI110CB	1"	2-1/2"	.401
ATI110CC	1-1/4"	2-1/2"	.401



ATI112A

FLUSH RIVET SET, MUSHROOM TYPE


This convex crowned, flush rivet set is particularly adapted to riveting thin sections without danger of denting or dishing skin surface.

Part Number	Face Diameter	Length	Shank Diameter
ATI112A	1-7/8"	3"	.401
ATI112B	1-7/8"	3"	.498



SAFETY PRECAUTION: Read and follow all safety and operating instructions.
WARNING: Face & eye protection must be worn while operating power tools, per ANSI B186.1

RIVETING TOOLS AND ACCESSORIES
FLUSH RIVET SETS



FLUSH RIVET SET, EXTRA SHORT

The unique design of this extra-short flush set enables it to withstand extremely rugged use. A mirror-polished, crown-working surface prevents damage to the skin.

Part Number	Face Diameter	Length	Shank Diameter
ATI113A-1	3/4"	1-11/16"	.401
ATI113A-2	1"	1-13/16"	.401
ATI113A-3	1-1/4"	1-13/16"	.401
*ATI113A2SPCR	1"	1-13/16"	.401

*Increased crown height



FLUSH RIVET SET, OFFSET

Part Number	Face Diameter	Length	Shank Diameter
ATI121A-3	1-1/4"	3-1/2"	.401
ATI121A-4	1"	5-1/2"	.401
ATI121A-5	1-1/4"	5-1/2"	.401
ATI121A-6	1"	7-1/2"	.401
ATI121A-7	1-1/4"	7-1/2"	.401
ATI121B-3	1-1/4"	3-1/2"	.498
ATI121B-4	1"	5-1/2"	.498
ATI121B-5	1-1/4"	5-1/2"	.498
ATI121B-6	1"	7-1/2"	.498
ATI121B-7	1-1/4"	7-1/2"	.498

FLUSH RIVET SET, STUBBY TYPE

Part Number	Face Diameter	Length	Shank Diameter
ATI119A-1B	3/4"	2-1/8"	.401
ATI119A-2B	1"	2-1/8"	.401
ATI119A-3B	1-1/8"	2-1/8"	.401
ATI119A4B	1-1/4"	2-1/8"	.401
ATI119B-1B	3/4"	2-1/8"	.498
ATI119B-2B	1"	2-1/8"	.498
ATI119B-3B	1-1/8"	2-1/8"	.498
ATI119B-4B	1-1/4"	2-1/8"	.498



ATIST111BK2

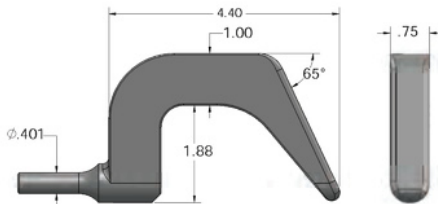
FLUSH RIVET SET, POLYURETHANE RIM

Manufactured from H-13 material tool steel, this flush set is magnetic particle tested after heat treat, and shot-peened for stress relief prior to polish. The machine crown and polyurethane rim make this a preferred set ideal for skin work.

Part Number	Face Diameter	Length	Shank Diameter	Reference
ATIST111BK1	3/4"	2-1/2"	.401	ST1111B-V401K-1
ATIST111BK2	1"	2-1/2"	.401	ST1111B-V401K-2
ATIST111BK3	1-1/4"	2-1/2"	.401	ST1111B-V401K-3
ST1111BV48E1	3/4"	2-1/2"	.498	ST1111B-V498E-1
ST1111BV48E2	1"	2-1/2"	.498	ST1111B-V498E-2
ST1111BV48E3	1-1/4"	2-1/2"	.498	ST1111B-V498E-3
ST1111BVR1	Rim, Replacement, Polyurethane			ST1111B-VR-1
ST1111BVR2	Rim, Replacement, Polyurethane			ST1111B-VR-2
ST1111BVR3	Rim, Replacement, Polyurethane			ST1111B-VR-3

FLUSH SET FOR LIMITED ACCESS
ST1111BP401K

Heat-treated and polished to a mirror finish. The perfect tool for those hard-to-reach riveting applications



10



SAFETY PRECAUTION: Read and follow all safety and operating instructions.
WARNING: Face & eye protection must be worn while operating power tools, per ANSI B186.1



RIVETING TOOLS AND ACCESSORIES
DRIVE SETS FOR HUCK® AND HI-SHEAR® RIVETS



STRAIGHT DRIVE SETS FOR HUCK® LOCKBOLTS

Developed to drive Huck® lockbolt collars. The ATI118M Series tools are precision machined with close tolerance cavities.

Part Number	Lockbolt Size	Length	Shank Diameter
ATI118M3-L5	5/32"	3-1/2"	.401
ATI118M3-L6	3/16"	3-1/2"	.401
ATI118M3L8	1/4"	3-1/2"	.401
ATI118M-5-L5	5/32"	5-1/2"	.401



OFFSET DRIVE SETS FOR HUCK® LOCKBOLTS



Developed to drive Huck® lockbolt collars. The ATI118D Series tools are precision machined with close tolerance cavities and 10° offset.

Part Number	Lockbolt Size	Length	Shank Diameter
ATI118D3-L4	1/8"	3-1/2"	.401
ATI118D3-L5	5/32"	3-1/2"	.401
ATI118D3-L6	3/16"	3-1/2"	.401
ATI118D3L8	1/4"	3-1/2"	.401

SQUEEZER SET FOR HUCK® LOCKBOLTS

Held to an extremely close tolerance, with a mirror polished cavity, this squeezer set is ideal for fast, accurate swaging of Huck® lockbolt collars.

Part Number	Lockbolt Size	Length	"D"	Shank Diameter
ATI118AL5	5/32"	1/2"	1/2"	.187
ATI118AL6	3/16"	5/8"	9/16"	.187
ATI118AL8	1/4"	1"	5/8"	.187



STRAIGHT DRIVE SETS FOR HI-SHEAR® RIVETS, .401 SHANK

Engineered to drive Hi-Shear® rivet collars in open areas.

Rivet Size	Length	Part Number	Body Diameter
1/8"	3-1/2"	ATI130A318	1/2"
	5-1/2"	ATI130A51/8	1/2"
	7-1/2"	ATI130A71/8	1/2"
5/32"	3-1/2"	ATI130A3532	1/2"
	5-1/2"	ATI130A55/32	1/2"
	7-1/2"	ATI130A75/32	1/2"
3/16"	3-1/2"	ATI130A3316	1/2"
	5-1/2"	ATI130A53/16	1/2"
	7-1/2"	ATI130A73/16	1/2"
1/4"	3-1/2"	ATI130A3-1/4	5/8"
	5-1/2"	ATI130A51/4	5/8"



OFFSET DRIVE SETS FOR HI-SHEAR® RIVETS, .401 SHANK

Engineered to drive Hi-Shear® rivet collars in open areas and when offset riveting is required.

Rivet Size	Length	Part Number	Body Diameter
1/8"	3-1/2"	ATI131A318	1/2"
	5-1/2"	ATI131A518	1/2"
5/32"	3-1/2"	ATI131A3532	1/2"
	5-1/2"	ATI131A5532	1/2"
3/16"	3-1/2"	ATI131A3316	1/2"
	5-1/2"	ATI131A5316	1/2"
1/4"	3-1/2"	ATI131A314	5/8"
	5-1/2"	ATI131A514	5/8"



SAFETY PRECAUTION: Read and follow all safety and operating instructions.
WARNING: Face & eye protection must be worn while operating power tools, per ANSI B186.1

**RIVETING TOOLS AND ACCESSORIES
CHISELS AND KNOCK-OUT PUNCHES**



ATI1206-6



ATI2165-2

FLAT CHISEL, GUN TYPE

Part Number	Length	Shank Diameter
ATI1206-6	6-3/4"	.401
ATI1206-8	8"	.401
ATI1206-10	10"	.401
ATI1206-12	12"	.401

GUN TYPE CHISEL FOR HUCK® LOCKBOLTS

Part Number	Lockbolt Size	Length	Shank Diameter
ATI2165-2	5/32"	5-1/2"	.401
ATI2165-3	3/16"	5-1/2"	.401
ATI2165-4	1/4"	5-1/2"	.401
ATI2165-5	5/16"	5-1/2"	.401
ATI2165-6	3/8"	5-1/2"	.401



Hi-Shear® Knockout Punch



Standard Knockout Punch

KNOCK-OUT PUNCH, HI-SHEAR®

Part Number	Rivet Size	Length	Shank Diameter
ATI140A-3	3/32"	3-1/2"	.401
ATI140A341/4	3/32"	4-1/4"	.401
ATI140A-3MM	3MM	3-1/2"	.401
ATI140A-4	1/8"	3-1/2"	.401
ATI140A441/4	1/8"	4-1/4"	.401
ATI140A-5	5/32"	3-1/2"	.401
ATI140A541/4	5/32"	4-1/4"	.401
ATI140A-6	3/16"	3-1/2"	.401
ATI140A641/4	3/16"	4-1/4"	.401
ATI140A-5MM	5MM	3-1/2"	.401
ATI140A-6MM	6MM	3-1/2"	.401
ATI140A-8	1/4"	3-1/2"	.401
ATI140A841/4	1/4"	4-1/4"	.401
ATI140A-10	5/16"	3-1/2"	.401
ATI140A-12	3/8"	4-1/2"	.401
ATI140B-6	3/16"	3-1/2"	.498
ATI140B-8	1/4"	3-1/2"	.498
ATI140B-10	5/16"	3-1/2"	.498
ATI140B-12	3/8"	4-1/2"	.498

KNOCK-OUT PUNCH, STANDARD

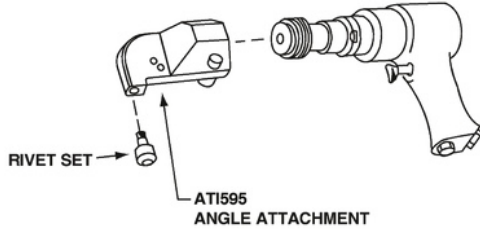
Part Number	Rivet Size	Length	Shank Diameter
ATI141A33/32	3/32"	3-1/2"	.401
ATI141A31/8	1/8"	3-1/2"	.401
ATI141A35/32	5/32"	3-1/2"	.401
ATI141A33/16	3/16"	3-1/2"	.401
ATI141A37/32	7/32"	3-1/2"	.401
ATI141A31/4	1/4"	3-1/2"	.401
ATI141A35/16	5/16"	3-1/2"	.401
ATI141A33/8	3/8"	3-1/2"	.401
ATI141B33/16	3/16"	3-1/2"	.498
ATI141B31/4	1/4"	3-1/2"	.498
ATI141B35/16	5/16"	3-1/2"	.498
ATI141B33/8	3/8"	3-1/2"	.498



SAFETY PRECAUTION: Read and follow all safety and operating instructions.
WARNING: Face & eye protection must be worn while operating power tools, per ANSI B186.1



RIVETING TOOLS AND ACCESSORIES
90° RIVET HAMMER ANGLE ATTACHMENT



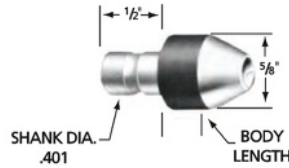
90° RIVET HAMMER ANGLE ATTACHMENT
ATI595 SERIES

A production aid for driving rivets in extremely hard-to-reach places. This 90° tool is a small, compact rivet gun attachment weighing only 16 oz. complete. It has 5/32" rivet capacity and uses ATI standard ATI1757 and ATI1758 Series rivet sets. Using the standard short set, this tool will reach into an opening 2-1/2" high.

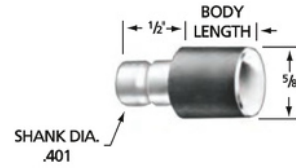


Part Number	Shank Diameter	Thread Pitch (TPI)	For Use With:
ATI595B	.401	7	Ingersoll-Rand, Jiffy, Sioux
ATI595C	.401	8	ATI, Cleco, Chicago Pneumatic
ATI595BK	Angle attachment set includes ATI595B and 4 rivet sets in blue below		
ATI595CK	Angle attachment set includes ATI595C and 4 rivet sets in blue below		

RIVET SETS, CUPPED-TYPE
ATI1757 SERIES



RIVET SETS, FLUSH-TYPE
ATI1758 SERIES



Part Number	Rivet Size	Rivet Type	Body Length	Shank Diameter
ATI1757AP332	3/32"	AN470	1/4"	.401
ATI1757AP1/8	1/8"	AN470	1/4"	.401
ATI1757AP532	5/32"	AN470	1/4"	.401
ATI1757AP316	3/16"	AN470	1/4"	.401
ATI1758AP	FLUSH	FLUSH	1/4"	.401
ATI1758AR	FLUSH	FLUSH	3/8"	.401
ATI1758AS	FLUSH	FLUSH	1/2"	.401

Included in ATI595BK and ATI595CK Sets

GOOSENECK-TYPE ADAPTER AND EXTENSION

ATI134GA

Originally designed for interchangeable inserts for Hi-Shear® collars, this unique adapter also accommodates Jiffy sets, ATI1757 & ATI1758 Series rivet sets, and standard .401 shank diameter rivet sets.



SAFETY PRECAUTION: Read and follow all safety and operating instructions.
WARNING: Face & eye protection must be worn while operating power tools, per ANSI B186.1

RIVETING TOOLS AND ACCESSORIES
RIVET HAMMERS



RIVET HAMMERS

- Aluminum offset pistol grip
- Teasing trigger for precise control
- Includes air flow valve, beehive spring, and quick-release retainer spring

Part Number	Aluminum Rivet Capacity	Steel Rivet Capacity	BPM	Length	Weight	Shank Diameter
ATIU-2X	5/32"	3/32"	2580	6-1/2"	2.25 lbs.	.401
ATIATC3X	3/16"	5/32"	2160	7-1/4"	2.25 lbs.	.401
ATIATC4X	1/4"	3/16"	1740	8-1/4"	2.75 lbs.	.401
ATIUSX	9/32"	3/16"	1560	8-1/4"	4.75 lbs.	.498
ATIU-7X	3/8"	5/16"	900	11-1/4"	6.00 lbs.	.498
ATIATU-9X	5/16"	1/4"	1140	9-1/4"	5.12 lbs.	.498



JIFFY TYPE RIVET HAMMERS

Use JAT100A and JAT101A Series Jiffy type rivet sets

Part Number	Aluminum Rivet Capacity	Steel Rivet Capacity	BPM	Length	Weight	Shank Diameter
ATI17-100B	5/32"	1/8"	2850	3-3/4"	2.25 lbs.	.401
ATI17-200B	3/16"	5/32"	2700	4-1/4"	2.62 lbs.	.401



RETAINER SPRINGS

ATI114C-3 QUICK RELEASE

- Fast thumb release to quickly change rivet sets
- Works with any 3x or 4x rivet hammer
- Accommodates 1/2" or 9/16" body diameter rivet sets



ATI115 BEEHIVE TYPE

Fixed type retainer spring for maximum safety.

ATI115A	For 1/2" body diameter rivet sets
ATI115B	For 5/8" body diameter rivet sets



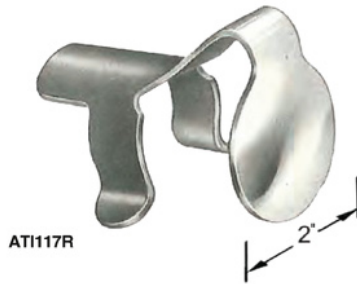
SAFETY PRECAUTION: Read and follow all safety and operating instructions.
WARNING: Face & eye protection must be worn while operating power tools, per ANSI B186.1



**RIVETING TOOLS AND ACCESSORIES
NO-MAR FLUSH RIVET SET SHIELDS**

The two types of rivet shields illustrated have been designed to provide additional skin protection when flush riveting. Both units are manufactured with heat-treated and polished faces.

Part Number	Shield Diameter
ATI117R	2"
ATI117RB-3	2" with 1/2" cut-away relief



RIVET SET EXTENSION ADAPTER

.401 Shank; .401 Recess

Part Number	OAL
ATI124A-4	4"
ATI124A-6	6"
ATI124A-12	12"



SHANK ADAPTERS



This sleeve nests in the barrel of the rivet hammer, easily converting .498 bore diameter to .401.



Converts .401 shank rivet sets to .498. Use 5X, 9X, and 7X guns with .401 tools.

GRIP GAUGES

ATI269C3 & ATI2612

Simple, self-explanatory gauges determine material thickness and proper rivet grip length.



SAFETY PRECAUTION: Read and follow all safety and operating instructions.
WARNING: Face & eye protection must be worn while operating power tools, per ANSI B186.1



RIVETING TOOLS AND ACCESSORIES
SHEET-METAL TOOL KITS AND RIVET CUTTERS

These kits provide the essentials for straight and offset riveting. Ideal for structural and sheet-metal technicians, home builders, and students. Plastic zipped carrying case for tool control and FOD prevention.

ATI590RGK3X	WITH ATIATC3X RIVET GUN
ATI590RGK-4X	WITH ATIATC4X RIVET GUN

Kit includes:

1	RIVET HAMMER	1	ATI101AF-3A
1	ATI100A33/32	1	ATI107A-2
1	ATI100A3-1/8	1	ATI110CB
1	ATI100A35/32	1	ATI114C-3
1	ATI100A33/16	1	ATI638
1	ATI101A33/32	1	ATI647
1	ATI100A3-1/8	1	ATI670
1	ATI101A35/32	1	ATI681
1	ATI101A3316	1	A-1142 (oil)



ATI590RGK4X
Clear zipper case included

ATI590SMKSP1	WITH SIOUX 270 RIVET GUN
ATI590SMKSP6	WITH ATIATC4X RIVET GUN

- Four straight AN470 universal rivet sets (3/32", 1/8", 5/32", 3/16")
- One flush rivet set
- Four integral pilot countersinks (#10, #21, #30, #40) pilot sizes
- Microstop-ball bearing
- Hand rivet cutter
- Rivet hammer (see chart)
- Four spring tension u-clamps
- 12 Each (3/32", 1/8", 5/32", 3/16") temporary fasteners
- Sioux 1410 drill
- Jobber drills- 3/32", 1/8", 5/32", 3/16", #40, #30, #21, #10
- Drill stops- #10, #21, #30, #40
- Sheet holder pliers
- Bucking Bar
- Retainer spring-quick release



ATI590SMKSP1



ATI501R
This rivet cutter is designed to quickly and easily shear aluminum rivets. It is adjustable for 1/4" to 3/4" long rivets in 1/16" increments, for rivet sizes 3/32", 1/8", 5/32", 3/16", 7/32", and 1/4".



ATI501S
This rivet cutter, with 13" tubular handles for additional leverage, was developed for the U.S. Government.

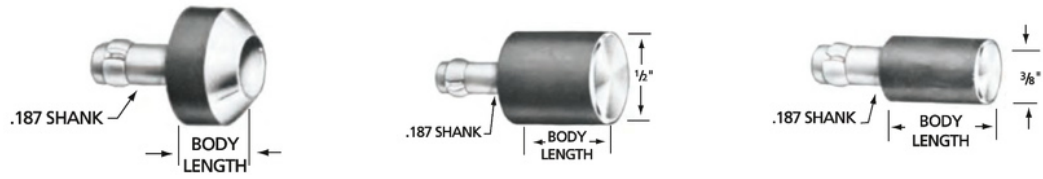
16



SAFETY PRECAUTION: Read and follow all safety and operating instructions.
WARNING: Face & eye protection must be worn while operating power tools, per ANSI B186.1



RIVETING TOOLS AND ACCESSORIES
RIVET SQUEEZER SETS FOR AN470 CUPPED AND AN426 FLUSH RIVETS



Rivet Size	Rivet Type	Body Diameter	Shank Diameter	1/8" BODY LENGTH	1/4" BODY LENGTH	3/8" BODY LENGTH	1/2" BODY LENGTH	5/8" BODY LENGTH	3/4" BODY LENGTH
3/32"	AN470	3/8"	.187	ATI108AN3/32	ATI108AP3/32	ATI108AR3/32	ATI108AS3/32	ATI108AT3/32	ATI108AW3/32
1/8"	AN470	3/8"	.187	ATI108AN1/8	ATI108AP1/8	ATI108AR1/8	ATI108AS1/8	ATI108AT1/8	ATI108AW1/8
5/32"	AN470	1/2"	.187	ATI108AN5/32	ATI108AP5/32	ATI108AR5/32	ATI108AS5/32	ATI108AT5/32	ATI108AW5/32
3/16"	AN470	1/2"	.187	ATI108AN3/16	ATI108AP3/16	ATI108AR3/16	ATI108AS3/16	ATI108AT3/16	ATI108AW3/16
1/4"	AN470	5/8"	.187	ATI108AN1/4	ATI108AP1/4	ATI108AR1/4	ATI108AS1/4	ATI108AT1/4	ATI108AW1/4
3/32"	AN470	3/8"	.250	ATI108BN3/32	ATI108BP3/32	ATI108BR3/32	ATI108BS3/32	ATI108BT3/32	ATI108BW3/32
1/8"	AN470	3/8"	.250	ATI108BN1/8	ATI108BP1/8	ATI108BR1/8	ATI108BS1/8	ATI108BT1/8	ATI108BW1/8
5/32"	AN470	1/2"	.250	ATI108BN5/32	ATI108BP5/32	ATI108BR5/32	ATI108BS5/32	ATI108BT5/32	ATI108BW5/32
3/16"	AN470	1/2"	.250	ATI108BN3/16	ATI108BP3/16	ATI108BR3/16	ATI108BS3/16	ATI108BT3/16	ATI108BW3/16
1/4"	AN470	5/8"	.250	X	ATI108BP1/4	ATI108BR1/4	ATI108BS1/4	ATI108BT1/4	X
FLUSH	FLUSH	1/2"	.187	ATI109AN	ATI109AP	ATI109AR	ATI109AS	ATI109AT	ATI109AW
FLUSH	FLUSH	3/8"	.187	ATI109EN	ATI109EP	ATI109ER	ATI109ES	ATI109ET	ATI109EW
FLUSH	FLUSH	1/2"	.250	ATI109BN	ATI109BP	ATI109BR	ATI109BS	ATI109BT	ATI109BW

Included in 33 Piece Kit
 Included in 16 Piece Kit

RIVET SQUEEZER SETS FOR MODIFIED UNIVERSAL HEAD RIVETS, BACR15FT

Rivet Size	Rivet Type	Body Diameter	Shank Diameter	1/8" BODY LENGTH	1/4" BODY LENGTH	3/8" BODY LENGTH	1/2" BODY LENGTH	5/8" BODY LENGTH	3/4" BODY LENGTH
5/32"	BACR15FT	1/2"	.187	ATI108AN532F	ATI108AP532F	ATI108AR532F	ATI108AS532F	ATI108AT532F	ATI108AW532F
3/16"	BACR15FT	1/2"	.187	ATI108AN316F	ATI108AP316F	ATI108AR316F	ATI108AS316F	ATI108AT316F	ATI108AW316F
1/4"	BACR15FT	5/8"	.187	ATI108AN1/4F	ATI108AP1/4F	ATI108AR1/4F	ATI108AS1/4F	ATI108AT1/4F	X

RIVET SQUEEZER KITS

ATI108A33PC

- 33 Piece set for installing universal (AN470) and flush (AN426) rivets
- 3/16" Diameter shank with lock ring
- Universal (AN470) cup sizes 3/32", 1/8", 5/32", 3/16" and 1/4"
- Body lengths of 1/8", 1/4", 3/8", 1/2" and 5/8"
- Suitable for either hand or pneumatic squeezers
- See chart above for squeezer sets included

ATI108A16PC

- 16 Piece set for installing universal (AN470) and flush (AN426) rivets
- 3/16" Diameter shank with lock ring
- Universal (AN470) cup sizes 3/32", 1/8", 5/32", 3/16" and 1/4"
- Body lengths of 1/8", 1/4", 3/8", 1/2" and 5/8"
- Suitable for either hand or pneumatic squeezers
- See chart above for squeezer sets included



ATI108A33PC

WARNING SAFETY PRECAUTION: Read and follow all safety and operating instructions. WARNING: Face & eye protection must be worn while operating power tools, per ANSI B186.1



RIVETING TOOLS AND ACCESSORIES
HAND RIVET SQUEEZERS

ATI501A - ALLIGATOR-TYPE HAND RIVET SQUEEZER

- 3/32" - 5/32" rivet capacity
- 2 -1/2" reach
- 1-1/8" gap
- 18" handles for ample leverage
- Accepts 3/16" diameter shank rivet squeezer sets and cold dimple dies




ATI501A

C-TYPE SWIVEL YOKE HAND RIVET SQUEEZERS

- 3/32" - 5/32" rivet capacity
- 3/8" stroke
- 5/8" ram adjustment to eliminate shims
- 360 degree swivel yoke can be locked in any position
- Accepts 3/16" diameter shank rivet squeezer sets and cold dimple dies

Part Number	Reach	Closed Gap
ATI502AHD	1-1/2"	1-5/8"
ATI502AHE	3"	1-1/2"
ATI502D	1-1/2"	YOKE ONLY
ATI502E	3"	YOKE ONLY



ATI502AHE

18"

360° SWIVEL YOKE ATTACHMENTS

The ATI502 Swivel Yokes are furnished with attachment plates to fit the CP214 or equivalent air motor. This unit has a built-in ram adjustment which eliminates the need for washers to adjust the length of the squeezer and will automatically lock in the required position. The yoke can also be locked in any position in the full 360° swing. Uses standard squeezer sets with 3/16" shank diameter.

Part Number	Yoke Depth
ATI502YA	1-1/2"
ATI502YB	3"



*Does not include power unit

PNEUMATIC RIVET SQUEEZERS

PNEUMATIC RIVET SQUEEZER, ALLIGATOR AND C-TYPE

Use 3/16" shank squeezer sets, refer to ATI108 & ATI109 Series

Part Number	Yoke Style	Cylinder Type	Yoke Reach	Aluminum Rivet Capacity	Steel Rivet Capacity	Overall Length	Weight With Jaws
ATI114A	ALLIGATOR	SINGLE	1-1/2"	1/8"	3/32"	9-1/4"	4 lbs.
ATI114A214	ALLIGATOR	SINGLE	2-1/4"	3/32"	3/32"	10-1/8"	4-1/2 lbs.
ATI114A-3	ALLIGATOR	SINGLE	3"	3/32"	1/16"	10-7/8"	5 lbs.
ATI114TA	ALLIGATOR	TANDEM	1-1/2"	3/16"	5/32"	12"	5-1/2 lbs.
ATI114TA214	ALLIGATOR	TANDEM	2-1/4"	3/16"	1/8"	13"	6 lbs.
ATI114TA-3	ALLIGATOR	TANDEM	3"	5/32"	3/32"	14"	6-1/4 lbs.



ATI114A

Part Number	Yoke Style	Cylinder Type	Yoke Reach	Aluminum Rivet Capacity	Steel Rivet Capacity	Overall Length	Weight With Jaws
ATI114C	C-TYPE	SINGLE	1-1/2"	1/8"	3/32"	10-5/16"	4-1/2 lbs.
ATI114TC	C-TYPE	TANDEM	1-1/2"	3/16"	5/32"	14"	5-1/2 lbs.



ATI114C

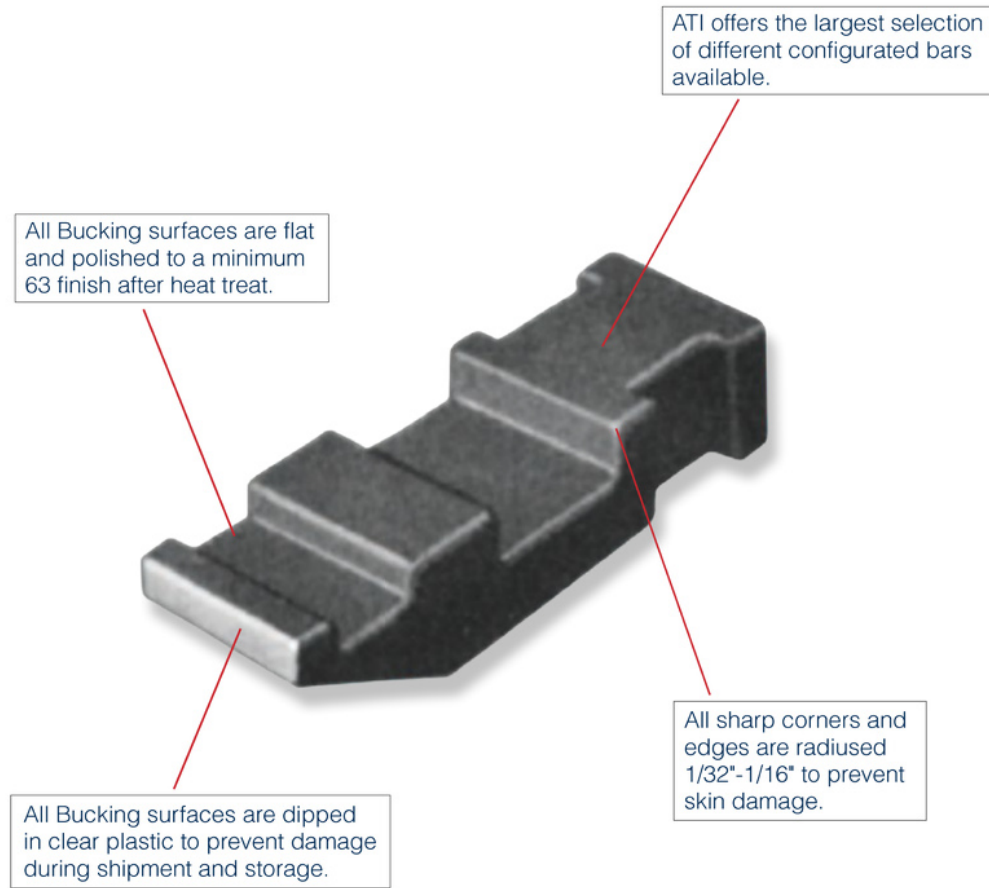
18



SAFETY PRECAUTION: Read and follow all safety and operating instructions.
WARNING: Face & eye protection must be worn while operating power tools, per ANSI B186.1



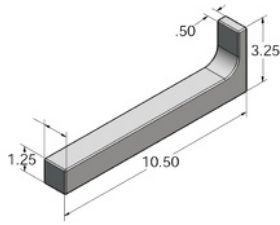
ATI BUCKING BARS ARE THE BEST VALUE AVAILABLE. HERE'S WHY:



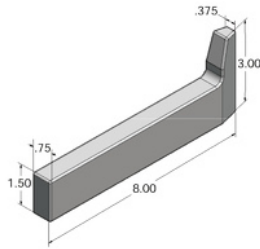


BUCKING BARS
BUCKING BARS, TUNGSTEN

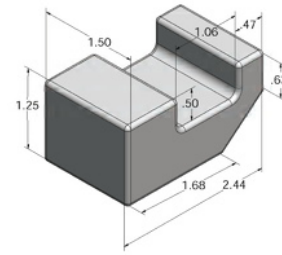
- High density tungsten absorbs bucking impact
 - Reduces vibration and minimizes bucking bar movement when riveting
 - Sharp edges are radiused up to 1/16" to prevent skin damage
 - Smaller configured design provides enhanced bucking in tight areas
- Custom designed tungsten bars may be available upon special request.*



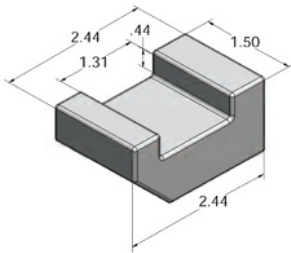
ATI613T
9.0 LBS



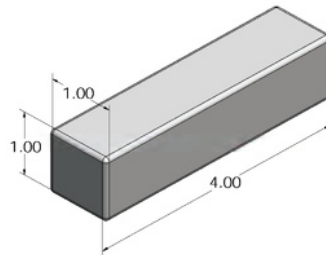
ATI614T
8.0 LBS



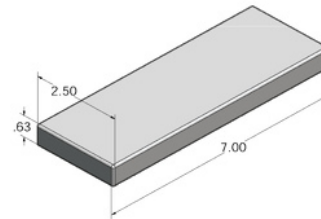
ATI634T
1.6 LBS



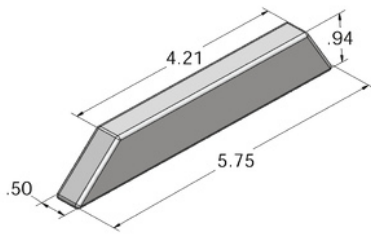
ATI634TX
1.4 LBS



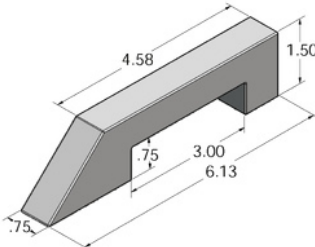
ATI729-3T
1.55 LBS



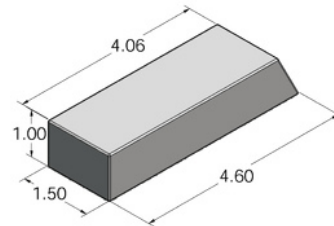
ATI729-13T
1.2 LBS



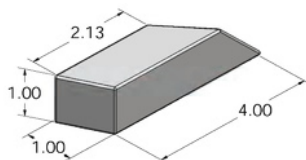
ATI732T
2.11 LBS



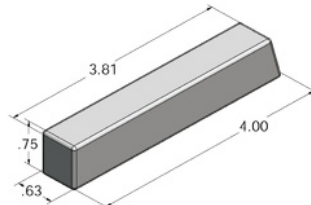
ATI760B-2T
2.85 LBS



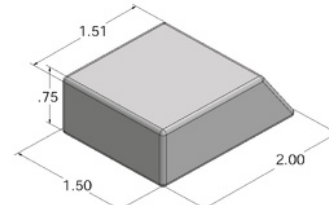
ATI760B-10T
5.5 LBS



ATI760B-10TX
1.92 LBS



ATI760B10TXX
1.25 LBS



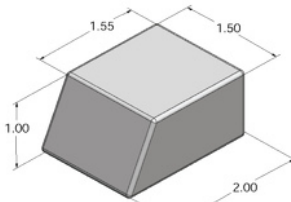
ATI764T
1.3 LBS



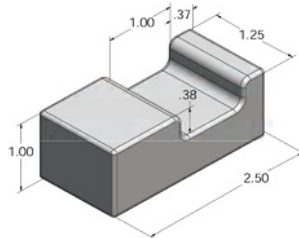
SAFETY PRECAUTION: Read and follow all safety and operating instructions.
WARNING: Face & eye protection must be worn while operating power tools, per ANSI B186.1



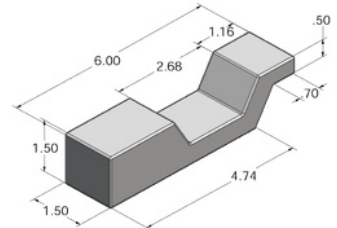
BUCKING BARS BUCKING BARS, TUNGSTEN



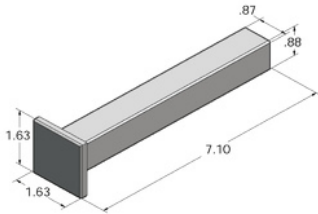
ATI765T
1.75 LBS



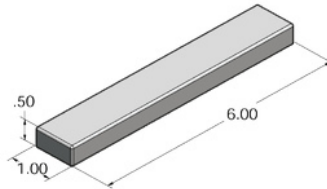
ATI766T
1.7 LBS



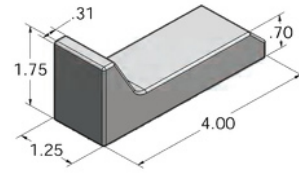
ATIETBB08
6.0 LBS



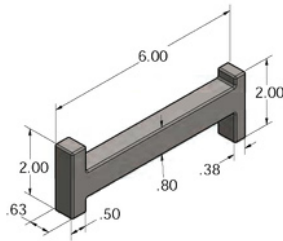
ATIETBB10
3.85 LBS



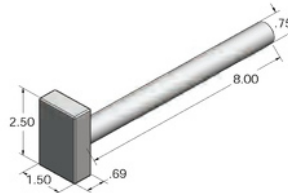
ATIETBB20
1.95 LBS



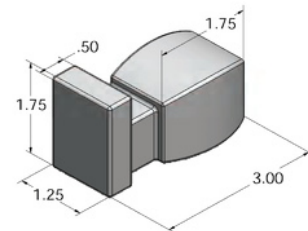
ATIETBB22
2.90 LBS



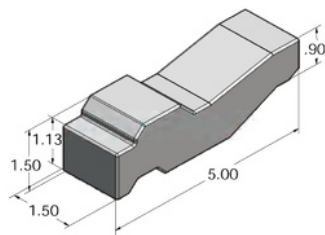
ATIETBB23
2.40 LBS



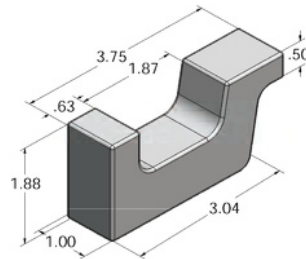
ATIETBB24
4.05 LBS



ATIETBB25
3.15 LBS



ATIETBB37
5.75 LBS



ATIETBB40
3.05 LBS




SAFETY PRECAUTION: Read and follow all safety and operating instructions.
WARNING: Face & eye protection must be worn while operating power tools, per ANSI B186.1

BUCKING BARS
BUCKING BARS, STANDARD



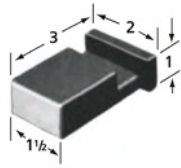
- All bucking surfaces are polished to a minimum 63 finish after heat treat
- All sharp corners and edges are radiused 1/32"-1/16" to prevent skin damage
- All bucking surfaces are dipped in clear plastic to prevent damage during shipment and storage



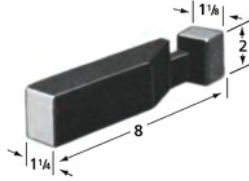
SAFETY PRECAUTION: Read and follow all safety and operating instructions.
WARNING: Face & eye protection must be worn while operating power tools, per ANSI B186.1




BUCKING BARS BUCKING BARS, STANDARD




ATI619
1.25 LBS



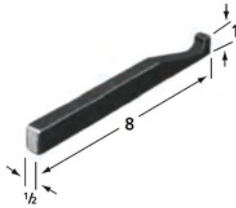
ATI620
4.50 LBS



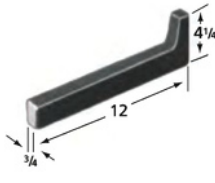
ATI621
7.00 LBS



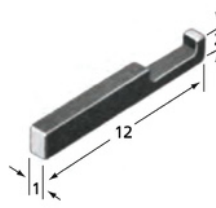
ATI622
2.50 LBS




ATI624
1.00 LBS



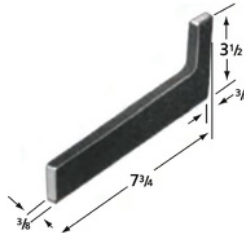
ATI625
5.25 LBS



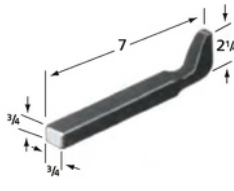
ATI626
6.00 LBS



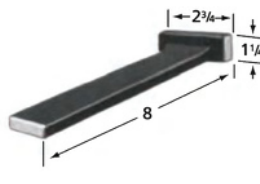
ATI627
7.75 LBS



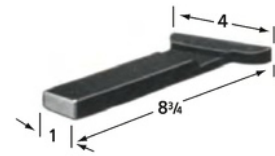
ATI628
1.50 LBS




ATI629
1.00 LBS




ATI630
1.50 LBS



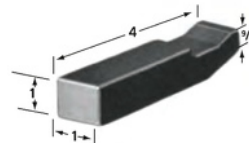
ATI632
4.50 LBS



ATI633
1.50 LBS



ATI634
1.00 LBS



ATI636
1.00 LBS

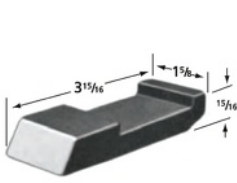


ATI637
1.75 LBS




SAFETY PRECAUTION: Read and follow all safety and operating instructions.
WARNING: Face & eye protection must be worn while operating power tools, per ANSI B186.1


BUCKING BARS
BUCKING BARS, STANDARD



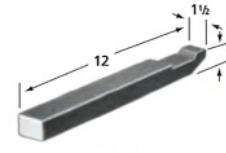
ATI638
1.25 LBS



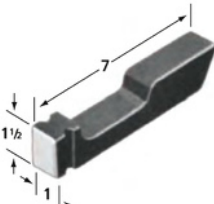
ATI639
2.00 LBS



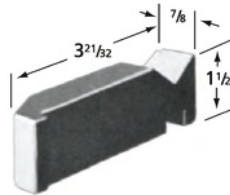
ATI640
3.00 LBS



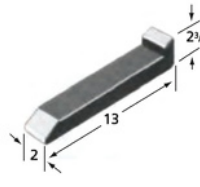
ATI641
4.75 LBS




ATI642
2.50 LBS



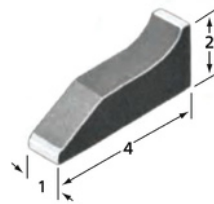
ATI643
1.25 LBS



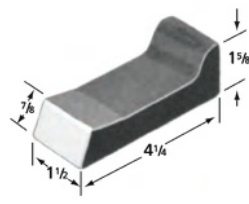
ATI644
11.75 LBS




ATI646
2.25 LBS



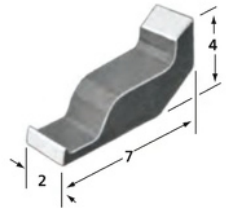
ATI647
1.50 LBS



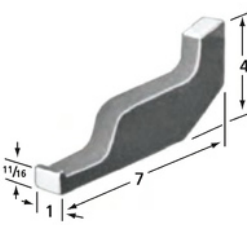
ATI648
1.50 LBS



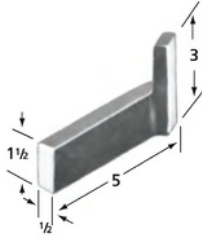
ATI649
2.00 LBS




ATI652
6.00 LBS



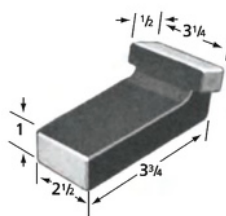
ATI653
3.00 LBS



ATI656
1.25 LBS



ATI657
3.00 LBS



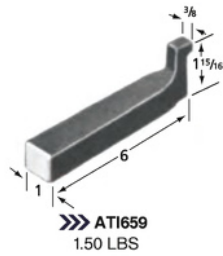
ATI658
3.75 LBS



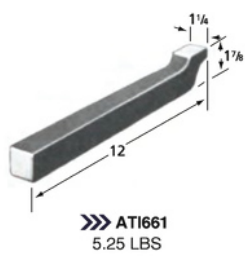
SAFETY PRECAUTION: Read and follow all safety and operating instructions.
WARNING: Face & eye protection must be worn while operating power tools, per ANSI B186.1



BUCKING BARS BUCKING BARS, STANDARD



ATI659
1.50 LBS




ATI661
5.25 LBS



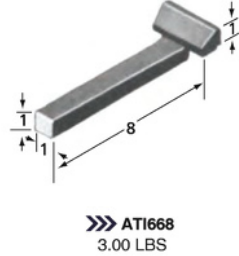
ATI662
0.75 LBS



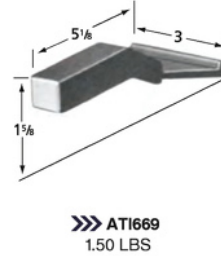
ATI664
1.25 LBS



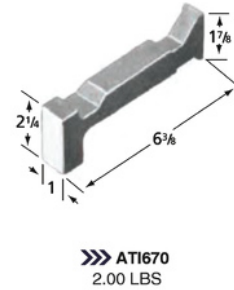
ATI665
2.00 LBS



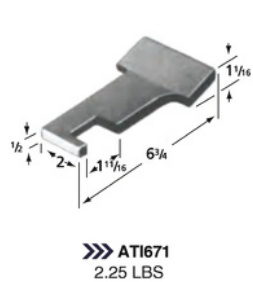
ATI668
3.00 LBS



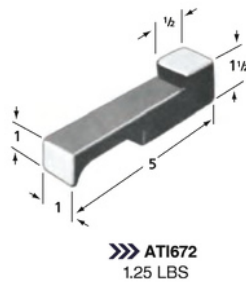
ATI669
1.50 LBS



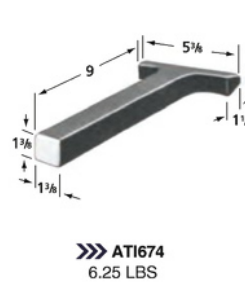
ATI670
2.00 LBS



ATI671
2.25 LBS



ATI672
1.25 LBS




ATI674
6.25 LBS




ATI676
0.75 LBS



ATI678
1.75 LBS



ATI679
3.00 LBS



ATI680
2.00 LBS

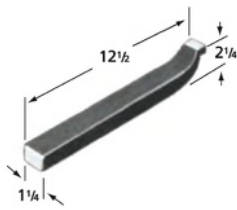


ATI681
1.50 LBS

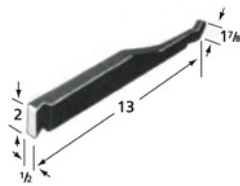


SAFETY PRECAUTION: Read and follow all safety and operating instructions.
WARNING: Face & eye protection must be worn while operating power tools, per ANSI B186.1

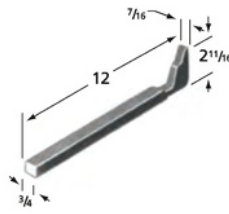
BUCKING BARS
BUCKING BARS, STANDARD



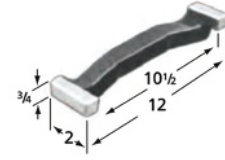
ATI682
5.50 LBS



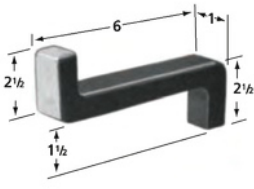
ATI683
3.00 LBS



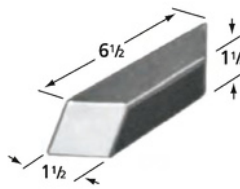
ATI685
2.00 LBS



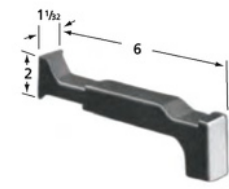
ATI686
4.00 LBS



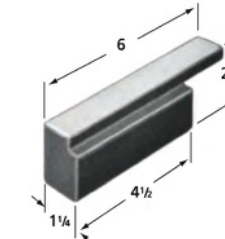
ATI690
2.50 LBS



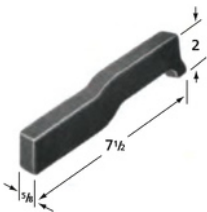
ATI692
3.25 LBS



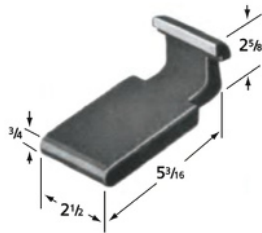
ATI694
2.00 LBS




ATI698
3.50 LBS




ATI700
2.00 LBS



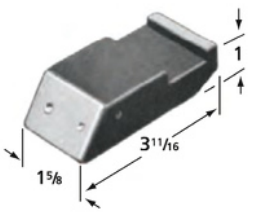
ATI701
2.75 LBS




ATI702
2.00 LBS




ATI707
1.50 LBS



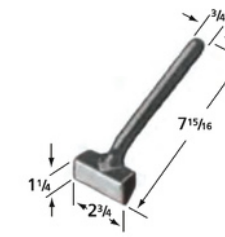
ATI708
1.50 LBS



ATI711
1.25 LBS



ATI715
2.00 LBS



ATI718
1.50 LBS



SAFETY PRECAUTION: Read and follow all safety and operating instructions.
WARNING: Face & eye protection must be worn while operating power tools, per ANSI B186.1



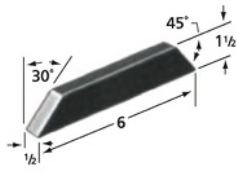
BUCKING BARS
BUCKING BARS, STANDARD

ATI719
2.00 LBS
ATI720
0.75 LBS
ATI721
1.75 LBS
ATI722
1.00 LBS
ATI723
1.25 LBS
ATI724
1.50 LBS
ATI725
2.00 LBS
ATI727
1.00 LBS
ATI728
0.75 LBS
ATI729-1
0.50 LBS
ATI730
1.25 LBS
ATI731
2.25 LBS
ATI732
0.75 LBS
ATI735
1.75 LBS
ATI736
2.25 LBS

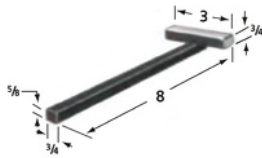
Part Number	A	B	C	Weight
ATI729-1	4"	1/2"	1/2"	0.50
ATI729-2	4"	3/4"	3/4"	0.75
ATI729-3	4"	1"	1"	1.00
ATI729-4	4"	1-1/2"	1-1/2"	2.50
ATI729-5	4"	2"	2"	4.50
ATI729-6	4"	1/2"	3/4"	0.25
ATI729-8	6"	1"	3/4"	1.25
ATI729-9	6"	2"	1"	3.50

WARNING **SAFETY PRECAUTION:** Read and follow all safety and operating instructions. **WARNING:** Face & eye protection must be worn while operating power tools, per ANSI B186.1

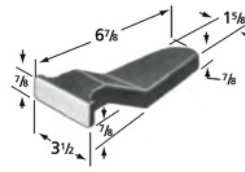
BUCKING BARS
BUCKING BARS, STANDARD



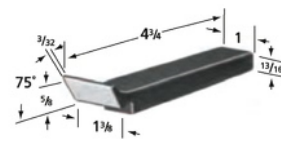
ATI737
1.00 LBS




ATI750D-23
1.75 LBS



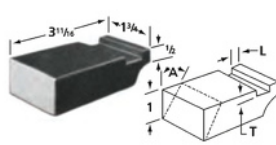
ATI750E-1
3.25 LBS



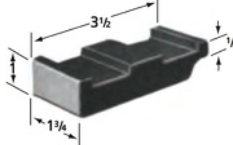
ATI750K-1
1.00 LBS



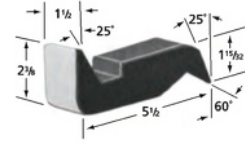
ATI750K-2
1.25 LBS



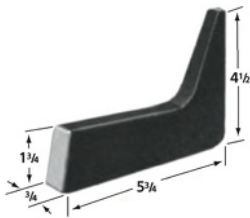
ATI750J-5
1.75 LBS



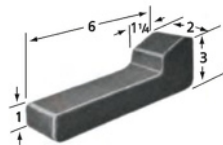
ATI750J-51
1.50 LBS



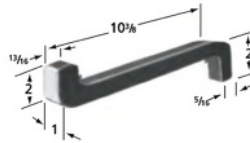
ATI750P-3
2.75 LBS



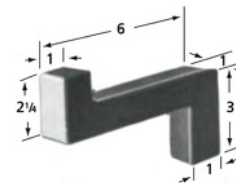
ATI750N-1
2.50 LBS




ATI750N-26
4.75 LBS



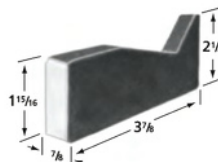
ATI750S-1
2.75 LBS



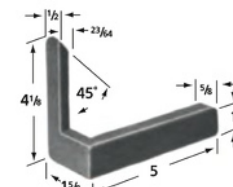
ATI750S-61
2.75 LBS



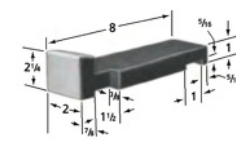
ATI750T-1
0.75 LBS



ATI750U-1
2.00 LBS



ATI750V-1
1.25 LBS



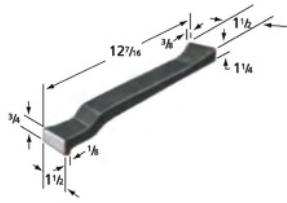
ATI750Y-1
4.50 LBS



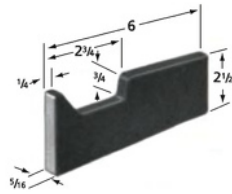
SAFETY PRECAUTION: Read and follow all safety and operating instructions.
WARNING: Face & eye protection must be worn while operating power tools, per ANSI B186.1



BUCKING BARS
BUCKING BARS, STANDARD



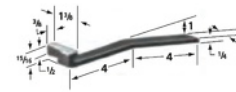
ATI750Z-1
2.75 LBS



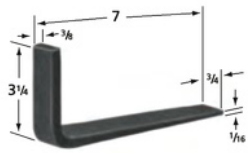
ATI751B-21
1.25 LBS



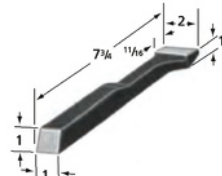
ATI751K-1
3.00 LBS



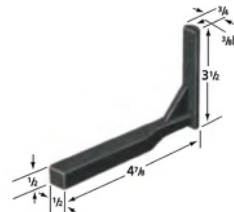
ATI751L-4
0.50 LBS



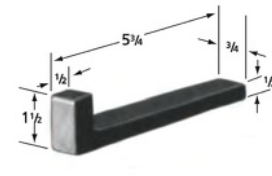
ATI751R-H
0.50 LBS




ATI751U-1
1.25 LBS




ATI751V-1
1.25 LBS




ATI751Y-11
0.75 LBS



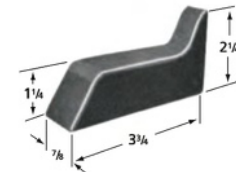
ATI752A-1
2.25 LBS



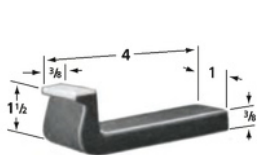
ATI752B-1
4.00 LBS



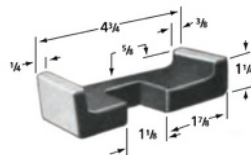
ATI752C-1
2.50 LBS




ATI752F-1
1.25 LBS



ATI752P-1
0.50 LBS



ATI752T-1
1.00 LBS



ATI752V-1
1.62 LBS



ATI752Z-1
1.50 LBS



SAFETY PRECAUTION: Read and follow all safety and operating instructions.
WARNING: Face & eye protection must be worn while operating power tools, per ANSI B186.1



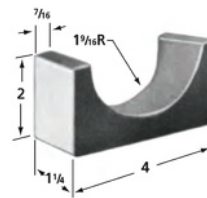
BUCKING BARS
BUCKING BARS, STANDARD



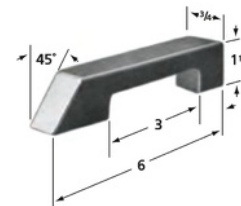
ATI753M-1
1.75 LBS



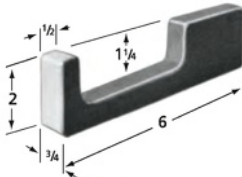
ATI753T-4
1.25 LBS



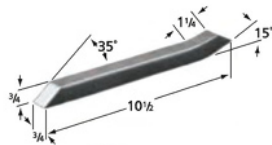
ATI760B-1
1.75 LBS



ATI760B-2
1.25 LBS




ATI760B-3
1.75 LBS



ATI760B-7
1.50 LBS



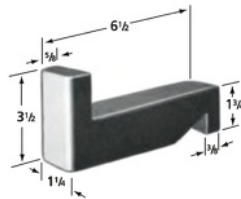
ATI760B-8
1.75 LBS



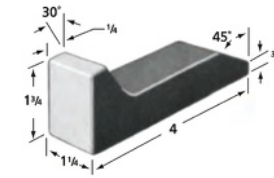
ATI760B-10
2.00 LBS



ATI760C-1
2.00 LBS




ATI761C-5
4.50 LBS



ATI763
1.25 LBS

BUCKING BAR SET, 4-PC
ATI590BBK

- Set includes 1 each: ATI638, ATI647, ATI670, ATI681




ATI638



ATI647



ATI670



ATI681



SAFETY PRECAUTION: Read and follow all safety and operating instructions.
WARNING: Face & eye protection must be worn while operating power tools, per ANSI B186.1



BUCKING BARS
TRAUMA REDUCING BUCKING BAR KIT

ATI's Trauma Reducing Bucking Bar significantly reduces vibration associated with hammering rivets. This unique design features an adjusting screw for increasing or decreasing spring tension, depending on the rivet size and material. The cushioned grip maximizes comfort and adds to the reduction of vibration. The quick-change design enables the changing of bars in seconds. These bucking bars may be used with either recoilless or conventional style Rivet Hammers.



ATI1001UK

The kit consists of five bucking bars, one handle assembly, and plastic carrying case.

Kit includes:

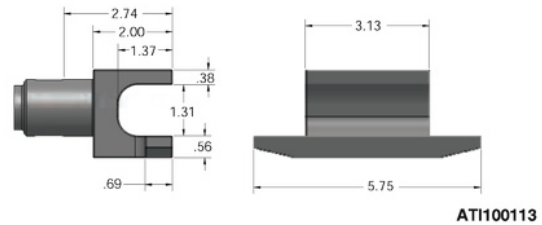
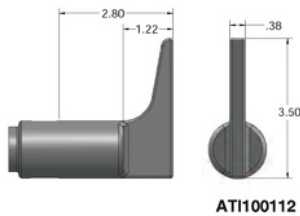
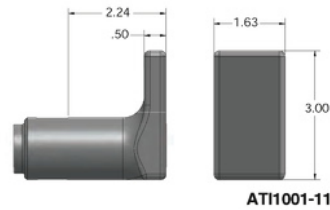
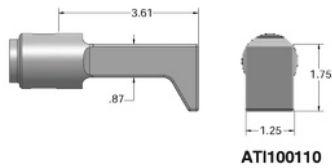
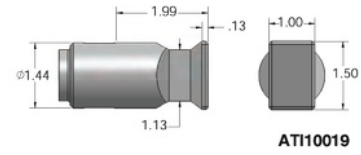

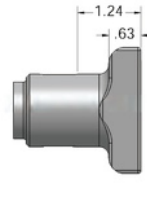
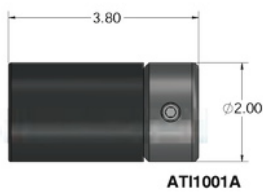
ATI1001A
ATI1001-8
ATI10019
ATI100110
ATI1001-11
ATI100112

ATI1001K

The kit consists of six bucking bars, one handle assembly, and plastic carrying case.

Kit includes:

ATI1001A
ATI1001-8
ATI10019
ATI100110
ATI1001-11
ATI100112
ATI100113



SAFETY PRECAUTION: Read and follow all safety and operating instructions.
WARNING: Face & eye protection must be worn while operating power tools, per ANSI B186.1

DIMPLE DIES AND DIMPLING EQUIPMENT

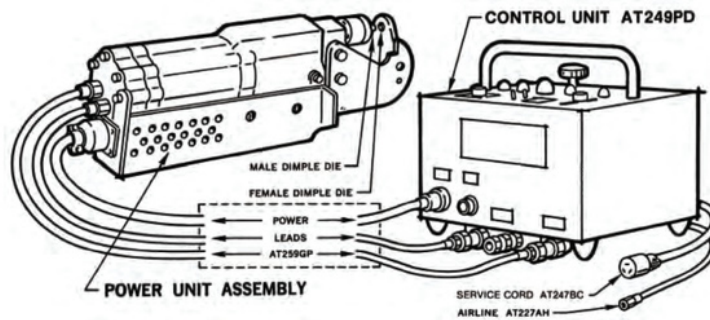


HOT AND COLD DIMPLING TOOLS AND EQUIPMENT

Since the inception of hot dimpling, ATI has been a prime supplier to government agencies and airframe industries throughout the world. Our flow-form method provides a sharp definition, superior strength and complete interne stability. The tools have been engineered to speed and facilitate dimpling production and to unite skill in operation. All hot dimple dies are made from high-grade tool steel, manufactured to precise tolerances, and hard-chrome plated to assure uniform heat transfer and long life.



COLD DIMPLE DIE KIT



PORTABLE HOT DIMPLING

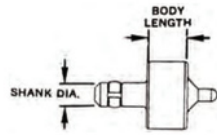


DIMPLE DIES AND DIMPLING EQUIPMENT
DIMPLE DIES FOR COLD DIMPLING

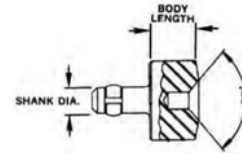
- Dimple Dies are made from heat-treated tool steel, ground, and polished
- Shank diameter is 3/16" and features a spring clip to keep dies in place during use
- For AN426 rivets



ATI206A-6-R



ATI207A-5-R



Rivet Size		3/32"			1/8"		
Type		Male	Female	Male & Female	Male	Female	Male & Female
Body Length	1/4"	ATI206A-3-P	ATI207A-3-P	ATI207206A3P	ATI206A-4-P	ATI207A-4-P	ATI207206A4P
	3/8"	ATI206A-3-R	ATI207A-3-R	ATI207206A3R	ATI206A-4-R	ATI207A-4-R	ATI207206A4R
	1/2"	ATI206A-3-S	ATI207A-3-S	ATI207206A3S	ATI206A-4-S	ATI207A-4-S	ATI207206A4S
	5/8"	ATI206A-3-T	ATI207A-3-T				

Rivet Size		5/32"			3/16"			1/4"	
Type		Male	Female	Male & Female	Male	Female	Male & Female	Male	Female
Body Length	1/4"	ATI206A-5-P	ATI207A-5-P	ATI207206A5P	ATI206A-6-P	ATI207A-6-P	ATI207206A6P	ATI206A-8-P	ATI207A-8-P
	3/8"	ATI206A-5-R	ATI207A-5-R	ATI207206A5R	ATI206A-6-R	ATI207A-6-R	ATI207206A6R	ATI206A-8-R	ATI207A-8-R
	1/2"	ATI206A-5-S	ATI207A-5-S		ATI206A-6-S	ATI207A-6-S	ATI207206A6S		
	5/8"								

Included in 24 Piece Kit

DIMPLE DIE KIT

ATI206A-24PC

- Kit contains 24 male and female dimple dies for use with hand and stationary rivet squeezers
- Dies contained in a sturdy, tool-control style box



WARNING **SAFETY PRECAUTION:** Read and follow all safety and operating instructions. **WARNING:** Face & eye protection must be worn while operating power tools, per ANSI B186.1



DIMPLE DIES AND DIMPLING EQUIPMENT
PORTABLE HOT DIMPLING SQUEEZER

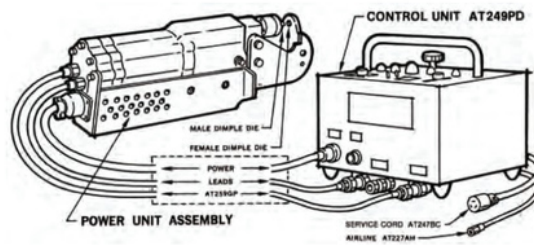
USED WITH ATI249PD THERMOMATIC DIMPLING CONTROL UNIT

This squeezer is specifically designed for use where stationary dimpling operation is impractical and sometimes impossible. The unit is capable of working all material gauges up to and including .091". Male and female dies are independently heated by 650-watt heaters and operated from a supply of 110 volts, 60 cycle. This high wattage output produces a short heat-up and recovery time. The male (die) heater is adjustable for maximum squeeze for all material gauges. Also incorporated in this design is a cooling feature which affords ease of handling, and reduces power loss due to heat interference.



Part Number	Throat Depth
ATI259G	2"
ATI259H	4"
ATI259J	6"

PORTABLE HOT DIMPLING EQUIPMENT



ATI247BC

Used to supply the 110-Volt power from the service outlet to the Thermomatic Dimpling Control Unit. This neoprene-covered cord is 20 feet long, has three #12 leads and uses a "Hubble #7555" female plug which is adaptable to all ATI-Brand Dimpling Control Units. Male plug not furnished because of the different service outlets used in various plants.



ATI227AH

A 20-foot oil-resistant neoprene hose used with all ATI-Brand Dimpling Equipment. Standard quick-release male and female couplings are an integral part of this air hose.



ATI259GP

A 12-foot power lead with male and female receptacles to connect to the ATI249PD Control Panel and ATI259 Portable Squeezers. Protective neoprene casing is held in place by an AN nut and ferrule. The unit is designed to withstand rough handling without damage to the enclosed cable or thermocouple leads.

THERMOMATIC DIMPLING CONTROL UNIT

With Solid State Temperature Controls and Digital Display
ATI249PD

The ATI249PD Thermomatic Dimpling Control Unit is a small, compact unit designed to regulate and automatically control dimple die temperatures, prepressure, dwell time and final forming pressure for ATI-Brand Dimpling Equipment. It will operate on single or dual heater tools and contains a solid state temperature control for 0° to 800° F. The high operating efficiency of the unit eliminates waiting for tools to replace heat dissipated into the dimpled sheet. The "Under Temperature Control" makes the equipment inoperative if the die temperature drops below range, preventing the possibility of under-temperature dimpling. A Thermocouple Break Protector prevents the tools from overheating in the event of a thermocouple wire failure. The proper control of pressure, time and temperature are necessary factors in a good, hot dimpling operation. The Thermomatic Unit will control these factors from simple predetermined settings, resulting in dimples of the highest quality.



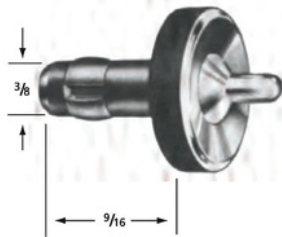
SAFETY PRECAUTION: Read and follow all safety and operating instructions.
WARNING: Face & eye protection must be worn while operating power tools, per ANSI B186.1



DIMPLE DIES AND DIMPLING EQUIPMENT
DIMPLE DIES FOR HOT DIMPLING

MALE DIMPLE DIES

For use with ATI256SS Stationary Dimpling Machine or ATI259 Portable Dimpling Squeezer.



Fastener	Part Number	Size	Pilot Drill Size
AN426 RIVET	ATI252DA-3	3/32"	#40
	ATI252DA-4	1/8"	#30
	ATI252DA-5	5/32"	#21
	ATI252DA-6	3/16"	#10
	ATI252DA-8	1/4"	1/4"
AN509 SCREW	ATI252DA10	5/16"	5/16"
	ATI252DB-8	#8	#36
	ATI252DB-10	#10	#30
HI-SHEAR RIVET	ATI252DB-12	1/4"	#19
	ATI252DC-3	3/16"	#30
	ATI252DC-4	1/4"	#19
DZUS STUD	ATI252DC-5	5/16"	#5
	ATI252DD-8	FA5	5/16"
DZUS STUD	ATI252DD-9	FA6-1/2"	7/16"
DZUS SPRING	ATI252DD-10	FA5	5/16"
DZUS SPRING	ATI252DD-12	FA6-1/2"	7/16"
AIRLOC	ATI252DD-2	7/32"	7/32"
	ATI252DD-5	5/16"	5/16"
	ATI252DD-7	3/8"	3/8"

FEMALE DIMPLE DIES



For use with ATI256SS Stationary Dimpling Machine.

Fastener	Part Number	Size	Pilot Drill Size
AN426 RIVET	ATI254DA-3	3/32"	#40
	ATI254DA-4	1/8"	#30
	ATI254DA-5	5/32"	#21
	ATI254DA-6	3/16"	#10
	ATI254DA-8	1/4"	1/4"
AN509 SCREW	ATI254DA10	5/16"	5/16"
	ATI254DB-8	#8	#36
	ATI254DB-10	#10	#30
HI-SHEAR RIVET	ATI254DB-12	1/4"	#19
	ATI254DC-3	3/16"	#30
	ATI254DC-4	1/4"	#19
DZUS STUD	ATI254DC-5	5/16"	#5
	ATI254DD-8	FA5	5/16"
DZUS STUD	ATI254DD-9	FA6-1/2"	7/16"
DZUS SPRING	ATI254DD-10	FA5	5/16"
DZUS SPRING	ATI254DD-12	FA6-1/2"	7/16"
AIRLOC	ATI254DD-2	7/32"	7/32"
	ATI254DD-5	5/16"	5/16"
	ATI254DD-7	3/8"	3/8"

For use with ATI259 Portable Dimpling Machine

Fastener	Part Number	Size	Pilot Drill Size
AN426 RIVET	ATI251DA-3	3/32"	#40
	ATI251DA-4	1/8"	#30
	ATI251DA-5	5/32"	#21
	ATI251DA6	3/16"	#10
	ATI251DA8	1/4"	1/4"
AN509 SCREW	ATI251DB-8	#8	#36
	ATI251DB-10	#10	#30
	ATI251DB-12	1/4"	#19
HI-SHEAR RIVET	ATI251DC-3	3/16"	#30
	ATI251DC-4	1/4"	#19
	ATI251DC-5	5/16"	#5
DZUS STUD	ATI251DD-8	FA5	5/16"
DZUS STUD	ATI251DD-9	FA6-1/2"	7/16"
DZUS SPRING	ATI251DD-10	FA5	5/16"
DZUS SPRING	ATI251DD-12	FA6-1/2"	7/16"
AIRLOC	ATI251DD-2	7/32"	7/32"
	ATI251DD-5	5/16"	5/16"
	ATI251DD-7	3/8"	3/8"



SAFETY PRECAUTION: Read and follow all safety and operating instructions.
WARNING: Face & eye protection must be worn while operating power tools, per ANSI B186.1

DRILLS AND ATTACHMENTS

Research and practical application in restricted-area drilling have enabled ATI to design and manufacture the power transmission tools shown in this section. These units have been engineered to perform a multitude of close-quarter drilling operations at low-cost, with emphasis on durability and trouble-free service.



Included are 45°, 90°, 180°, and 360° adjustable models. These angle drills are available in direct drive and flexible drive, with integral chuck or a variety of threaded spindle sizes. To guarantee excellent service, the precision-ground drive shafts and spindles are made of heat-treated tool steel, and revolve on ball and oilite-type bearings.





DRILL ATTACHMENTS AND DRILLING ACCESSORIES
ANGLE DRILL ATTACHMENTS

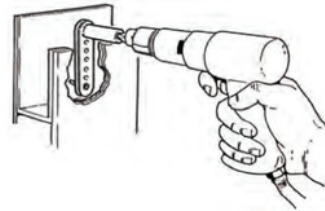
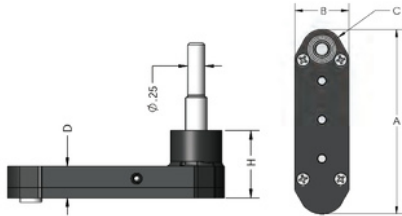
- Used for drilling holes in tight access areas
- Heavy duty gears and bearings
- 1/4" shank for easy connection to drill motors
- Rated for 4500 RPM



Part Number	Type	Duty	Output Spindle	Drill Capacity	Length	Head Height	Head Diameter
ATI300B	90° Direct Drive	STANDARD	1/4"-28	5/16	6.00	1.625	0.813
ATI301B	45° Direct Drive	STANDARD	1/4"-28	5/16	6.69	1.000	0.813
ATI302B	90° Flex Drive	STANDARD	1/4"-28	5/16	30.00	1.625	0.813
ATI303B	45° Flex Drive	STANDARD	1/4"-28	5/16	30.00	1.000	0.813
ATI326A	90° Direct Drive	LIGHT	10-32	3/16	6.88	0.813	0.500
ATI327A18	90° Flex Drive	LIGHT	10-32	3/16	18.00	0.813	0.500
ATI327A-24	90° Flex Drive	LIGHT	10-32	3/16	24.00	0.813	0.500
ATI326B	90° Direct Drive	LIGHT	1/4"-28	3/16	6.88	0.813	0.500
ATI327B-12	90° Flex Drive	LIGHT	1/4"-28	3/16	12.00	0.813	0.500
ATI327B18	90° Flex Drive	LIGHT	1/4"-28	3/16	18.00	0.813	0.500
ATI327B-24	90° Flex Drive	LIGHT	1/4"-28	3/16	24.00	0.813	0.500
ATI336A	90° Direct Drive	HEAVY	CHUCK	1/4	6.25	1.438	1.000
ATI338A	90° Flex Drive	HEAVY	CHUCK	1/4	30.00	1.438	1.000
ATI336B	90° Direct Drive	HEAVY	1/4"-28	1/4	6.25	1.438	1.000
ATI338B	90° Flex Drive	HEAVY	1/4"-28	1/4	30.00	1.438	1.000
ATI337A	360° Direct Drive	HEAVY	CHUCK	1/4	6.00	1.438	1.000
ATI339A	360° Flex Drive	HEAVY	CHUCK	1/4	30.00	1.438	1.000
ATI337B	360° Direct Drive	HEAVY	1/4"-28	1/4	6.00	1.438	1.000
ATI339B	360° Flex Drive	HEAVY	1/4"-28	1/4	30.00	1.438	1.000



OFFSET DRILL ATTACHMENTS



- Offset drive enables drilling in tight access areas
- 1/4" round shank

Part Number	Type	Speed	Spindle	Height (H)	Length (A)	Width (B)	Thickness (D)	Radius C
ATI313A	Straight Offset	6000	10-32	4.31	4.35	0.875	0.290	0.42
ATI313B	Straight Offset	6000	1/4"-28	4.31	4.35	0.875	0.290	0.42
ATI313LA	30° Left Hand Offset	6000	10-32	4.31	4.00	0.875	0.290	0.42
ATI313LB	30° Left Hand Offset	6000	1/4"-28	4.31	4.00	0.875	0.290	0.42
ATI313RA	30° Right Hand Offset	6000	10-32	4.31	4.00	0.875	0.290	0.42
ATI313RB	30° Right Hand Offset	6000	1/4"-28	4.31	4.00	0.875	0.290	0.42
ATI331A	Straight Offset	6000	10-32	4.38	4.19	0.921	0.438	0.44
ATI331B	Straight Offset	6000	1/4"-28	4.38	4.19	0.921	0.438	0.44
ATI332A	Straight Offset	4200	10-32	1.50	3.17	0.920	0.370	0.34
ATI332B	Straight Offset	4200	1/4"-28	1.50	3.17	0.920	0.370	0.34
ATI332SC	Straight Offset	4200	1/4"-28	1.50	3.12	0.920	0.320	0.31
ATI333B	Straight Offset, Reversed	4200	1/4"-28	1.50	3.18	0.960	0.500	0.32



SAFETY PRECAUTION: Read and follow all safety and operating instructions.
WARNING: Face & eye protection must be worn while operating power tools, per ANSI B186.1



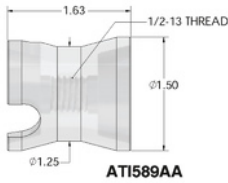
DRILL ATTACHMENTS AND DRILLING ACCESSORIES
DRILL GUIDE HOUSINGS

- Maintains tool perpendicular to flat or curved surfaces
- Used with drills, taps or reamers
- Case-hardened bushings are interchangeable in housings
- Housings provide ample relief for chips under the bushing
- Guide assemblies consist of housing with bushing installed
- Threaded interface allows interchangeability of bushings and housings

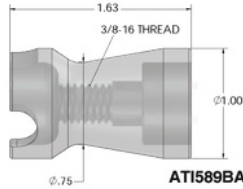
ATI589AA



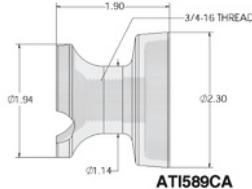
STANDARD SLIP RENEWABLE
 DRILL BUSHING
 *Not available
 from ATI



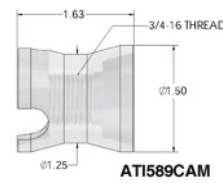
ATI589AA



ATI589BA



ATI589CA



ATI589CAM

DRILL GUIDE HOUSINGS

Housing Part Number	Description	Bushing Reference
ATI589AA	THREADED DRILL GUIDE HOUSING DRILL SIZES #40 (.098) THRU 5/16" (.3125)	ATI589AB-series 1/2"-13
ATI589BA	THREADED DRILL GUIDE HOUSING DRILL SIZES #40 (.098) THRU 1/4"	ATI58924T-series 3/8"-16
ATI589CA	THREADED DRILL GUIDE HOUSING LARGER DIAMETER FOR EASE IN BUSHING EXCHANGE DRILL SIZES 1/4" (.250) THRU 9/16" (.5625)	ATI589CB-series 3/4"-16
ATI589CAM	THREADED DRILL GUIDE HOUSING DRILL SIZES 1/4" (.250) THRU 9/16" (.5625)	ATI589CB-series 3/4"-16
ATI589DA	FLANGE LOCK DRILL GUIDE HOUSING DRILL SIZES #80 (.0135) THRU #10 (.1935)	*SLIP RENEWABLE 5/16" OD X 3/4" LONG
ATI589EA	FLANGE LOCK DRILL GUIDE HOUSING DRILL SIZES #28 (.1405) THRU 11/32" (.3438)	*SLIP RENEWABLE 1/2" OD X 3/4" LONG

DRILL BUSHING ASSEMBLY KIT

ATI590DBK

These unique hand-held guides keep drills and taps perpendicular to the skin surface. The interchangeable bushings are hardened to provide maximum wear and extended life. The kit consists of three plastic housings and nine bushings.

Kit includes:

3	ATI589AA	1	ATI589AB1875
1	ATI589AB098	1	ATI589AB1935
1	ATI589AB1285	1	ATI589AB2187
1	ATI589AB1562	1	ATI589AB250
1	ATI589AB159	1	ATI589AB-257



SAFETY PRECAUTION: Read and follow all safety and operating instructions.
WARNING: Face & eye protection must be worn while operating power tools, per ANSI B186.1



DRILL ATTACHMENTS AND DRILLING ACCESSORIES
DRILL GUIDE ASSEMBLIES AND BUSHINGS

Drill Guide Assemblies Part Number	Drill Bushing Part Number	Drill Size	Bushing Size
ATI589A-3T098	ATI58924T098	#40	3/8"-16
ATI589A-3T125	ATI58924T125	1/8"	3/8"-16
ATI589A-3T128	ATI58924T128	#30	3/8"-16
ATI589A-3T156	ATI58924T156	5/32"	3/8"-16
ATI589A-3T159	ATI58924T159	#21	3/8"-16
ATI589A-3T161	ATI58924T161	#20	3/8"-16
ATI589A-3T177	ATI58924T177	#16	3/8"-16
ATI589A-3T187	ATI58924T187	3/16"	3/8"-16
ATI589A-3T193	ATI58924T193	#10	3/8"-16
ATI589A-3T234	ATI58924T234	15/64"	3/8"-16
ATI589A-3T250	ATI58924T250	1/4 or E	3/8"-16

*Special drill bushing sizes available upon request



Drill Guide Assembly

Drill Guide Assemblies Part Number	Drill Bushing Part Number	Drill Size	Bushing Size
ATI589A-093	ATI589AB093	3/32	1/2"-13
ATI589A-098	ATI589AB098	#40	1/2"-13
ATI589A-125	ATI589AB125	1/8	1/2"-13
ATI589A-1285	ATI589AB1285	#30	1/2"-13
ATI589A-1562	ATI589AB1562	5/32	1/2"-13
ATI589A-159	ATI589AB159	#21	1/2"-13
ATI589A161	ATI589AB-161	#20	1/2"-13
ATI589A166	ATI589AB-166	#19	1/2"-13
ATI589A173	ATI589AB-173	#17	1/2"-13
ATI589A177	ATI589AB-177	#16	1/2"-13
ATI589A185	ATI589AB1850	#13	1/2"-13
ATI589A-1875	ATI589AB1875	3/16	1/2"-13
ATI589A189	ATI589AB1890	#12	1/2"-13
ATI589A191	ATI589AB191	#11	1/2"-13
ATI589A-1935	ATI589AB1935	#10	1/2"-13
ATI589A-199	ATI589AB-199	#8	1/2"-13
ATI589A2187	ATI589AB2187	7/32	1/2"-13
ATI589A2344	ATI589AB2344	15/64	1/2"-13
ATI589A250	ATI589AB250	1/4 or E	1/2"-13
ATI589A257	ATI589AB-257	F	1/2"-13

*Special drill bushing sizes available upon request



Drill Bushing

Drill Guide Assemblies Part Number	Drill Bushing Part Number	Drill Size	Bushing Size
ATI589C-2812	ATI589CB2812	9/32	3/4"-16
ATI589C-3125	ATI589CB3125	5/16	3/4"-16
ATI589C-3437	ATI589CB3437	11/32	3/4"-16
ATI589C-375	ATI589CB375	3/8	3/4"-16
ATI589C-4375	ATI589CB4375	7/16	3/4"-16
ATI589C-500	ATI589CB500	1/2	3/4"-16

*Special drill bushing sizes available upon request



SAFETY PRECAUTION: Read and follow all safety and operating instructions.
WARNING: Face & eye protection must be worn while operating power tools, per ANSI B186.1



DRILL ATTACHMENTS AND DRILLING ACCESSORIES
STRAP DUPLICATORS

FEATURES:

- Provides an accurate method for duplicating hidden holes in overlapping sheets
- Standard pilots are used when sheets can be pried apart. Inverted pilots are used when sheets cannot be separated. Spring loaded center punch allows for marking in limited access for drilling later
- Position pilot in hole to be duplicated then drill through bushing. Back side of pilot is relieved to allow drill to pass through first sheet only
- Straps are spring steel. Bushings, pilots and center punch are hardened drill rod assuring accurate hole duplication. Tools are identified with part number and drill size
- Working length is shown, maximum distance from edge of sheet to hole. Back side of strap is beveled to aid in prying sheets apart



ATI532-61



ATI500-52

6-1/4" Length Part Number	13-1/4" Length Part Number	Type	Drill Size
ATI532-61	ATI532C-61	Bushing, Standard Pilot	#40
ATI532-62	ATI532C-62	Bushing, Standard Pilot	#30
ATI532-63	ATI532C-63	Bushing, Standard Pilot	#21
ATI532-64	ATI532C-64	Bushing, Standard Pilot	#19
ATI532-65	ATI532C-65	Bushing, Standard Pilot	#10
ATI532-66	ATI532C-66	Bushing, Standard Pilot	#5
ATI532-67	ATI532C-67	Bushing, Standard Pilot	F
ATI532-68	ATI532C-68	Bushing, Standard Pilot	1/4"

*Special bushing and pilot sizes available upon request

6-1/4" Length Part Number	13-1/4" Length Part Number	Type	Drill Size
ATI500-51	ATI500C-51	Spring Loaded Center Punch	#40
ATI500-52	ATI500C-52	Spring Loaded Center Punch	#30
ATI500-53	ATI500C-53	Spring Loaded Center Punch	#21
ATI500-54	ATI500C-54	Spring Loaded Center Punch	#19
ATI500-55	ATI500C-55	Spring Loaded Center Punch	#10
ATI500-56	ATI500C-56	Spring Loaded Center Punch	#5
ATI500-57	ATI500C-57	Spring Loaded Center Punch	F
ATI500-58	ATI500C-58	Spring Loaded Center Punch	1/4"

*Special bushing and pilot sizes available upon request



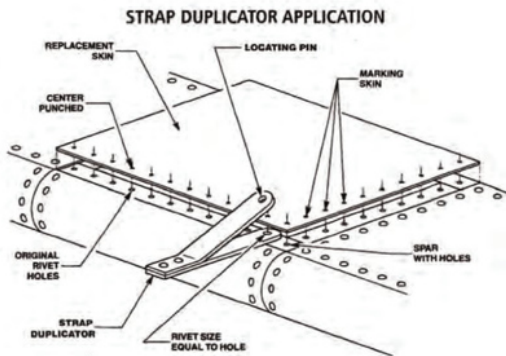
ATI532A-61

6-1/4" Length Part Number	13-1/4" Length Part Number	Type	Drill Size
ATI532A-61	ATI532D-61	Bushing, Inverted Pilot	#40
ATI532A-62	ATI532D-62	Bushing, Inverted Pilot	#30
ATI532A-63	ATI532D-63	Bushing, Inverted Pilot	#21
ATI532A-64	ATI532D-64	Bushing, Inverted Pilot	#19
ATI532A-65	ATI532D-65	Bushing, Inverted Pilot	#10
ATI532A-66	ATI532D-66	Bushing, Inverted Pilot	#5
ATI532A-67	ATI532D-67	Bushing, Inverted Pilot	F
ATI532A-68	ATI532D-68	Bushing, Inverted Pilot	1/4"

*Special bushing and pilot sizes available upon request

STRAP DUPLICATORS SETS

ATI532A/SET	10 PIECE SET STANDARD & INVERTED PILOT	Includes Items in Blue
-------------	--	------------------------



SAFETY PRECAUTION: Read and follow all safety and operating instructions.
WARNING: Face & eye protection must be worn while operating power tools, per ANSI B186.1



DRILL ATTACHMENTS AND DRILLING ACCESSORIES
DRILL ADAPTORS, COLLETS AND STOPS

THREADED SHANK 3-JAW CHUCK
ATI339EC

- Drill bit capacity from 1/16" to 1/4"
- Allows use of standard straight shank drills in tools with threaded spindles
- Internal jaws are inverted for maximum chucking torque
- 1/4"-28 threaded shank



ATI339EC

THREADED SHANK DRILL ADAPTORS

- Enables use of straight shank drill bits with threaded output angle drill attachments
- Retains drill bit with set screw
- 1/4"-28 threaded shank



ATI503-40



ATI503-72

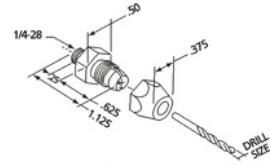
Part Number	Drill Size
ATI503-40	#40
ATI503-30	#30
ATI503-21	#21
ATI503-20	#20
ATI503-11	#11
ATI503-10	#10
ATI503-3	#3
ATI503-66	1/8
ATI503-70	3/16
ATI503-72	1/4
ATI503-73	5/16
ATI503-74	3/8
ATI503-77	F
ATI503-78	N

THREADED SHANK DRILL COLLETS

- Enables use of straight shank drill bits with threaded output angle drill attachments
- 1/4"-28 threaded shank

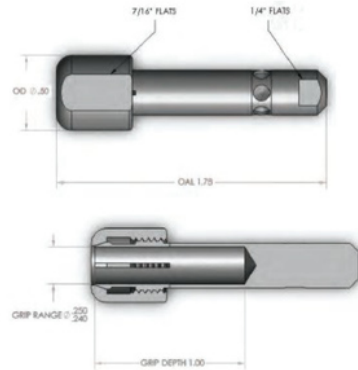


ATI503C-1/8



Part Number	Drill Size
ATI503C-3/32	3/32
ATI503C-40	#40
ATI503C-1/8	1/8
ATI503C-30	#30
ATI503C-5/32	5/32
ATI503C-21	#21
ATI503C-20	#20
ATI503C-19	#19
ATI503C-16	#16
ATI503C-3/16	3/16
ATI503C-12	#12
ATI503C-11	#11
ATI503C-10	#10
ATI503C-7/32	7/32
ATI503C-1/4	1/4
ATI503C-F	F

QUICK-CHANGE DRILL COLLET



Part Number	Description
ATI504C-1/4	Colleting Adaptor, Two-Piece, Quick-change shank, 1/4"

DRILL STOPS

- Controls hole depth and prevents chuck jaws from contacting drilled surface
- Unit locks onto drill bit with a set screw



ATI570-30

Part Number	Drill Size
ATI570-50	#50
ATI570-40	#40
ATI570-30	#30
ATI570-28	#28
ATI570-27	#27
ATI570-21	#21
ATI570-20	#20
ATI570-16	#16
ATI570-12	#12
ATI570-11	#11
ATI570-10	#10
ATI570-13/64	13/64
ATI5707/32	7/32
ATI570-1/4	1/4
ATI570-5/16	5/16



SAFETY PRECAUTION: Read and follow all safety and operating instructions. **WARNING:** Face & eye protection must be worn while operating power tools, per ANSI B186.1



DRILL ATTACHMENTS AND DRILLING ACCESSORIES
THREADED DRILLS, DEBURRING TOOLS AND CHIP CHASERS

THREADED SHANK DRILL BITS

- MADE FROM HSS
- 135° Split Point
- 1/4"-28 threaded shank

Part Number	Drill Size	Length	Type	Part Number	Drill Size	Length	Type
ATIHSSST3/32	3/32	0.50	STUB	ATIHSSL5/32	5/32	2.13	LONG
ATIHSSST40	#40	0.50	STUB	ATIHSSST21	#21	0.56	STUB
ATIHSSSH40	#40	1.00	SHORT	ATIHSSST3/16	3/16	0.56	STUB
ATIHSSST1/8	1/8	0.50	STUB	ATIHSSSH3/16	3/16	1.25	SHORT
ATIHSSSH1/8	1/8	1.00	SHORT	ATIHSSL3/16	3/16	2.13	LONG
ATIHSSL1/8	1/8	2.13	LONG	ATIHSSST10	#10	0.56	LONG
ATIHSSST30	#30	0.56	STUB	ATIHSSH10	#10	1.25	SHORT
ATIHSSH30	#30	1.25	SHORT	ATIHSSST1/4	1/4	0.63	STUB
ATIHSSL30	#30	2.13	LONG	ATIHSSSH1/4	1/4	1.25	SHORT
ATIHSSST5/32	5/32	0.56	STUB	ATIHSSL1/4	1/4	2.13	LONG
ATIHSSSH5/32	5/32	1.25	SHORT				



SPEED DRIVER, DEBURRING TOOLS AND CUTTERS

'Speed Driver' an ATI original, with swivel handle and unique offset shaft allows for rapid, uniform and safe deburring of drilled holes.


Part Number	Description
ATI521A	SPEED DRIVER, used with ATI521C deburring cutter. Tool has a taper lock spindle and only accepts this cutter
ATI521B	SPEED DRIVER, used with ATI407-4 deburr/countersink cutter. Accepts any 1/4"-28 threaded shank cutters
ATI521C	DEBURRING CUTTER, 100-degree cutting angle, 3-flute, 3/8" body, 7/32 shank diameter
ATI407-4	COUNTERSINK CUTTER, 100-degree cutting angle, 3-flute, 3/8" body, 1/4"-28 threaded shank. Can be used in any drill attachment that accepts 1/4"-28 threaded shank cutters



CARBIDE DEBURRING BLADE
ATI437C SERIES

Used in conjunction with squaring and deburring heads, these blades perform on hydraulic tubing ends. Available in sets of 3 or individually. A set includes one outside, one inside, and one squaring blade.

3 Piece Kit	Square Blade	Inside Blade	Outside Blade
ATI437C	ATI437C-1	ATI437C-2	ATI437C-3

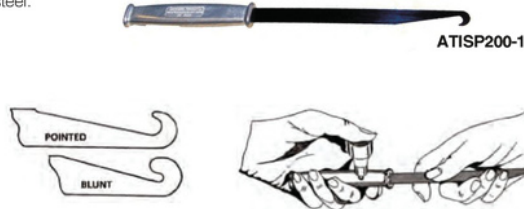


CHIP CHASERS

Designed to remove chips that accumulate between sheet stock after drilling rivet holes. Handles are cast aluminum and the blades are made from clock spring steel.

CHIP CHASERS WITH INTERCHANGEABLE BLADES

Chip Chaser Assembly Part Number	Chip Chaser Blade Part Number	Blade Length	Hook Style
ATISP200-1	ATISP20002	5-7/8"	Pointed
ATISP200-2	ATISP20003	5-7/8"	Blunt
ATISP200-3	ATISP20004	2-3/4"	Pointed
ATISP200-4	ATISP20005	2-3/4"	Blunt
ATISP200	Chip Chaser Handle		



CHIP CHASERS WITH MOLDED HANDLES

Chip Chaser Part Number	Blade Length	Hook Style
ATI511	2-3/4"	Pointed
ATI512	5-7/8"	Pointed



SAFETY PRECAUTION: Read and follow all safety and operating instructions.
WARNING: Face & eye protection must be worn while operating power tools, per ANSI B186.1



**DRILL ATTACHMENTS AND DRILLING ACCESSORIES
EDGE BREAKERS, BURNISHING TOOL, AND DUPLICATING PUNCHES**

EDGE BREAKERS

Quickly removes burrs & sharp edges from sheet stock.

Part Number	Description
ATI514	Hardened tip, safety shield and plastic handle works well on aluminum sheet stock
ATISP225	<ul style="list-style-type: none"> Cast aluminum body with molded thumb rest safety guard Uses standard triangle indexable carbide inserts Quickly removes burrs and sharp edges from all types of sheet stock from aluminum to stainless steel



ATI514



ATISP225

BURNISHING TOOL - ATI515

Designed to remove blemishes in materials. Heat-treated blade is chrome-plated, polished to mirror finish, and 2-3/8" long. Large plastic safety handle insures comfortable grip.

Part Number	Description
ATI515	Burnishing Tool, Hard chrome plated, 2-3/8" blade length, plastic handle




ATI515

DUPLICATING PUNCHES

- Accurately duplicate hole location from one sheet to another.
- Heat-treated, the locating diameter and punch are ground to insure absolute concentricity and held to close tolerances

Part Number	D	L
ATI507-1	3/32	1/4
ATI507-2	#40	1/4
ATI507-3	1/8	3/8
ATI507-4	#30	3/8
ATI507-5	5/32	1/2
ATI507-6	#19	1/2
ATI507-7	3/16	1/2
ATI507-8	#10	1/2
ATI507-9	7/32	1/2
ATI507-10	1/4	1/2
ATI507-11	5/16	1/2
ATI507-12	3/8	1/2
ATI507-13	7/16	1/2
ATI507-14	1/2	1/2



ATI507-1

DUPLICATING PUNCH KIT

ATI507KT

Kit contains fourteen 3-1/2" OAL punches, sizes 3/32", #40, 1/8", #30, 5/32", #19, 3/16", #10, 7/32", 1/4", 5/16", 3/8", 7/16", and 1/2".



ATI507KT

WARNING **SAFETY PRECAUTION:** Read and follow all safety and operating instructions. **WARNING:** Face & eye protection must be worn while operating power tools, per ANSI B186.1

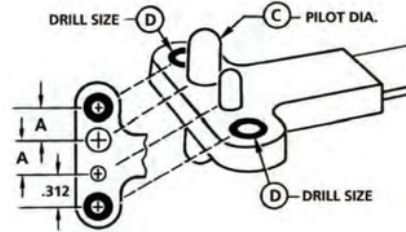


DRILL ATTACHMENTS AND DRILLING ACCESSORIES
NUT PLATE DRILL JIGS

- Used for accurate drilling of rivet holes for nut plate fasteners
- Flexible handle provides clearance for hand during use
- Hardened steel head for durability

ONE LUG — SINGLE WING STANDARD (SWS)

Part Number	Type	"A" Spacing	"C" Pilot Diameter	"D" Drill Size
ATI518G	SWS	.344	.139	#40
ATI518H	SWS	.344	.164	#40
ATI518RL	SWS	.344	.165	#40
ATI518RC	SWS	.344	.168	#40
ATI518RM	SWS	.344	.188	#40
ATI518J	SWS	.344	.191	#40
ATI518RD	SWS	.344	.192	#40
ATI518L	SWS	.344	.213	#40
ATI518RU	SWS	.344	.227	#40
ATI518K	SWS	.344	.248	#40
ATI518RE	SWS	.344	.256	#40
ATI518LF	SWS	.344	.281	#40
ATI518RW	SWS	.344	.311	#40
ATI518RO	SWS	.500	.248	#40
ATI518RF	SWS	.500	.256	#40
ATI518RX	SWS	.500	.311	#40
ATI518YF	SWS	.500	.343	#40
ATI518RP	SWS	.500	.311	#30
ATI518RG	SWS	.500	.315	#30
ATI518FH	SWS	.500	.372	#30
ATI518RH	SWS	.500	.373	#30
ATI518RJ	SWS	.562	.435	#30
ATI518RB	SWS	.344	.143	#40
ATI518NASDA5	SWS	.359	.312	#30
ATI518NASDA6	SWS	.414	.372	#30

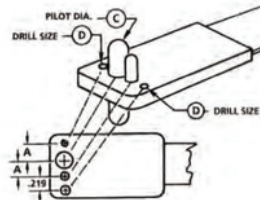


»»» ORDER SPECIAL ONE-LUG, SINGLE-WING STANDARD, DRILL JIG'S AS FOLLOWS:



ONE LUG — SINGLE WING MINIATURE (SWM)

Part Number	Type	"A" Spacing	"C" Pilot Diameter	"D" Drill Size
ATI518NASBA2	SWM	.125	.086	#51
ATI518NASBA3	SWM	.133	.099	#51
ATI518NASBA4	SWM	.148	.112	#51
ATI518NASBA6	SWM	.171	.139	#51
ATI518PA	SWM	.203	.112	#40
ATI518JA	SWM	.203	.140	#40
ATI518PB	SWM	.218	.139	#40
ATI518JB	SWM	.218	.166	#40
ATI518PC	SWM	.234	.164	#40
ATI518JC	SWM	.234	.193	#40
ATI518PD	SWM	.250	.191	#40
ATI518JD	SWM	.250	.218	#40
ATI518PE	SWM	.281	.248	#40
ATI518JE	SWM	.281	.281	#40
ATI518PF	SWM	.250	.188	#40



»»» ORDER SPECIAL ONE-LUG, SINGLE-WING MINIATURE, DRILL JIG'S AS FOLLOWS:



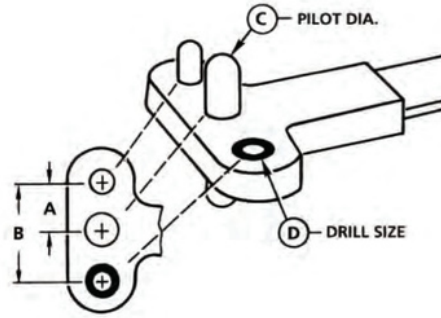
44



SAFETY PRECAUTION: Read and follow all safety and operating instructions.
WARNING: Face & eye protection must be worn while operating power tools, per ANSI B186.1



DRILL ATTACHMENTS AND DRILLING ACCESSORIES
NUT PLATE DRILL JIGS



TWO LUG — DOUBLE WING STANDARD (DWS)

Part Number	Type	"A" Spacing	"B" Spacing	"C" Pilot Diameter	"D" Drill Size
ATI518A	DWS	.344	.688	.139	#40
ATI518B	DWS	.344	.688	.164	#40
ATI518KK	DWS	.344	.688	.165	#40
ATI518KC	DWS	.344	.688	.168	#40
ATI518KL	DWS	.344	.688	.188	#40
ATI518C	DWS	.344	.688	.191	#40
ATI518KD	DWS	.344	.688	.192	#40
ATI518KT	DWS	.344	.688	.227	#40
ATI518KU	DWS	.344	.688	.256	#40
ATI518BF	DWS	.344	.688	.281	#40
ATI518HL	DWS	.344	.688	.290	#40
ATI518GM	DWS	.344	.688	.312	#40
ATI518HE	DWS	.3125	.625	.187	#40
ATI518HM	DWS	.3125	.625	.218	#40
ATI518HO	DWS	.375	.750	.248	#40
ATI518HP	DWS	.375	.750	.281	#40
ATI518HH	DWS	.375	.750	.372	#40
ATI518M	DWS	.375	.750	.438	#40
ATI518HN	DWS	.375	.750	.467	#40
ATI518GT	DWS	.4375	.875	.373	#40
ATI518HX	DWS	.450	.900	.372	#40
ATI518D	DWS	.500	1.000	.248	#40
ATI518KE	DWS	.500	1.000	.256	#40
ATI518GR	DWS	.500	1.000	.271	#40
ATI518GS	DWS	.500	1.000	.296	#40
ATI518KV	DWS	.500	1.000	.311	#40
ATI518DF	DWS	.500	1.000	.343	#40
ATI518GG	DWS	.500	1.000	.656	#40
ATI518GL	DWS	.344	.688	.218	#40
ATI518KA	DWS	.344	.688	.119	#40
ATI518KB	DWS	.344	.688	.143	#40
ATI518HF	DWS	.500	1.000	.191	#30
ATI518HJ	DWS	.500	1.000	.248	#30
ATI518KN	DWS	.500	1.000	.311	#30
ATI518E	DWS	.500	1.000	.312	#30
ATI518KF	DWS	.500	1.000	.315	#30
ATI518F	DWS	.500	1.000	.372	#30
ATI518KG	DWS	.500	1.000	.373	#30
ATI518GD	DWS	.500	1.000	.375	#30
ATI518HG	DWS	.500	1.000	.389	#30
ATI518HD	DWS	.500	1.000	.500	#30

»» ORDER SPECIAL TWO-LUG, SINGLE-WING STANDARD, DRILL JIG'S AS FOLLOWS:

ATI518DWS-XXX-XXX-XXXX-XX
 ↑ ↑ ↑ ↑ ↑
 DRILL SIZE PILOT DIAMETER "B" SPACING "A" SPACING DOUBLE-WING STANDARD
 *VALUES MAY BE EXPRESSED IN METRIC

Part Number	Type	"A" Spacing	"B" Spacing	"C" Pilot Diameter	"D" Drill Size
ATI518HS	DWS	.500	1.000	.561	#30
ATI518GB	DWS	.500	1.000	.593	#30
ATI518HT	DWS	.500	1.000	.624	#30
ATI518N	DWS	.500	1.000	.688	#30
ATI518GA	DWS	.500	1.000	.702	#30
ATI518GP	DWS	.562	1.124	.438	#30
ATI518HW	DWS	.592	1.184	.811	#30
ATI518GN	DWS	.595	1.190	.592	#30
ATI518KH	DWS	.625	1.250	.435	#30
ATI518HB	DWS	.687	1.375	.191	#30
ATI518HC	DWS	.687	1.375	.405	#30
ATI518KJ	DWS	.687	1.375	.498	#30
ATI518GE	DWS	.687	1.375	.500	#30
ATI518HK	DWS	.687	1.375	.656	#30
ATI518GC	DWS	.687	1.375	.718	#30
ATI518HA	DWS	.687	1.375	.749	#30
ATI518P	DWS	.687	1.375	.811	#30
ATI518HU	DWS	.687	1.375	.938	#30
ATI518HY	DWS	.700	1.400	.850	#30
ATI518GK	DWS	.500	1.000	.343	#30
ATI518KP	DWS	.500	1.000	.457	#30
ATI518GF	DWS	.375	.750	.437	#40
ATI518GH	DWS	.375	.750	.397	#40
ATI518GJ	DWS	.500	1.000	.281	#40
ATI518SP1171	DWS	.562	1.124	.191	#40
ATI518NASAA5	DWS	.359	.718	.312	#30
ATI518NASAA6	DWS	.414	.828	.372	#30



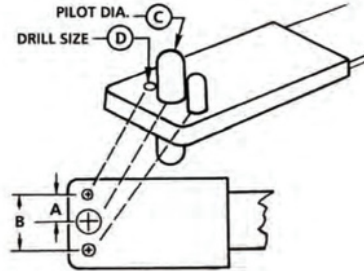
SAFETY PRECAUTION: Read and follow all safety and operating instructions.
WARNING: Face & eye protection must be worn while operating power tools, per ANSI B186.1



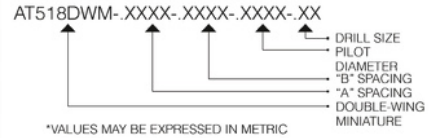
DRILL ATTACHMENTS AND DRILLING ACCESSORIES
NUT PLATE DRILL JIGS

TWO LUG — DOUBLE WING MINIATURE (DWM)

Part Number	Type	"A" Spacing	"B" Spacing	"C" Pilot Diameter	"D" Drill Size
ATI518NASAA2	DWM	.125	.250	.086	#51
ATI518NASAA3	DWM	.133	.265	.099	#51
ATI518NASAA4	DWM	.148	.296	.112	#51
ATI518NSAA06	DWM	.172	.343	.139	#51
ATI518NA	DWM	.203	.406	.112	#40
ATI518AA	DWM	.203	.406	.140	#40
ATI518BA	DWM	.203	.406	.180	#40
ATI518NB	DWM	.218	.436	.139	#40
ATI518AB	DWM	.219	.437	.166	#40
ATI518BB	DWM	.219	.437	.2055	#40
ATI518NC	DWM	.234	.468	.164	#40
ATI518NG	DWM	.234	.468	.1925	#40
ATI518AC	DWM	.234	.468	.193	#40
ATI518NH	DWM	.234	.468	.227	#40
ATI518BC	DWM	.234	.468	.234	#40
ATI518ND	DWM	.250	.500	.191	#40
ATI518AD	DWM	.250	.500	.218	#40
ATI518BD	DWM	.250	.500	.257	#40
ATI518NE	DWM	.281	.562	.248	#40
ATI518AE	DWM	.281	.562	.281	#40
ATI518BE	DWM	.281	.562	.323	#40
ATI518NF	DWM	.313	.625	.312	#30
ATI518AF	DWM	.313	.625	.343	#30
ATI518ZX	DWM	.539	1.080	.248	#40
ATI518SP1016	DWM	.295	.590	.217	#40
ATI518BG	DWM	.359	.718	.373	#30
ATI518NJ	DWM	.250	.500	.1875	#40

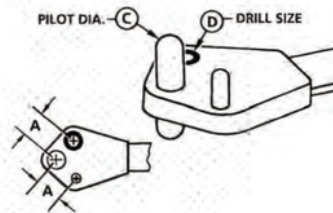


»» ORDER SPECIAL TWO-LUG, DOUBLE-WING MINIATURE, DRILL JIG'S AS FOLLOWS:



CORNER WING STANDARD (CWS)

Part Number	Type	"A" Spacing	"C" Pilot Diameter	"D" Drill Size
ATI518R	CWS	.344	.139	#40
ATI518S	CWS	.344	.164	#40
ATI518MK	CWS	.344	.1645	#40
ATI518MC	CWS	.344	.1675	#40
ATI518ML	CWS	.344	.1875	#40
ATI518T	CWS	.344	.191	#40
ATI518MD	CWS	.344	.192	#40
ATI518MT	CWS	.344	.2265	#40
ATI518MU	CWS	.500	.2555	#40
ATI518U	CWS	.500	.248	#40
ATI518ME	CWS	.500	.2555	#40
ATI518MV	CWS	.500	.3105	#40
ATI518MN	CWS	.500	.311	#30
ATI518V	CWS	.500	.312	#30
ATI518MF	CWS	.500	.3145	#30
ATI518W	CWS	.500	.372	#30
ATI518MP	CWS	.500	.373	#30
ATI518MR	CWS	.562	.435	#30
ATI518X	CWS	.562	.4375	#30
ATI518MB	CWS	.344	.1425	#40
ATI518NACA5	CWS	.358	.312	#30



»» ORDER SPECIAL CORNER-WING STANDARD DRILL JIG'S AS FOLLOWS:



SAFETY PRECAUTION: Read and follow all safety and operating instructions.
WARNING: Face & eye protection must be worn while operating power tools, per ANSI B186.1



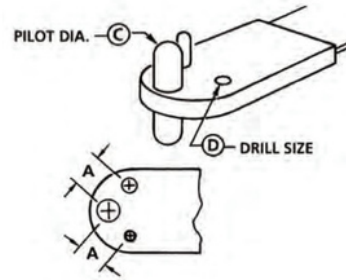
DRILL ATTACHMENTS AND DRILLING ACCESSORIES
NUT PLATE DRILL JIGS



ATI518SD

CORNER WING MINIATURE (CWM)

Part Number	Type	"A" Spacing	"C" Pilot Diameter	"D" Drill Size
ATI518NSCA02	CWM	.125	.086	#51
ATI518NSCA03	CWM	.138	.099	#51
ATI518NSCA04	CWM	.148	.112	#51
ATI518NSCA06	CWM	.172	.139	#51
ATI518SA	CWM	.203	.112	#40
ATI518UA	CWM	.203	.140	#40
ATI518SB	CWM	.218	.139	#40
ATI518UB	CWM	.218	.166	#40
ATI518SC	CWM	.234	.164	#40
ATI518UC	CWM	.234	.193	#40
ATI518SD	CWM	.250	.191	#40
ATI518UD	CWM	.250	.218	#40
ATI518SE	CWM	.281	.248	#40
ATI518UE	CWM	.281	.281	#40
ATI518SF	CWM	.312	.312	#30
ATI518UF	CWM	.312	.343	#30
ATI518SJ	CWM	.250	.1875	#40



»» ORDER SPECIAL CORNER-WING MINIATURE DRILL JIG'S AS FOLLOWS"

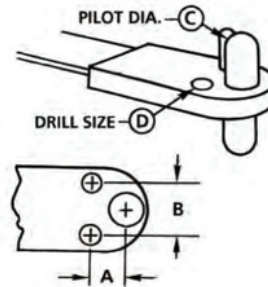
AT518CWM-.XXXX-.XXXX-.XX
 ↑ ↑ ↑ ↑ ↑
 DRILL SIZE
 PILOT DIAMETER
 "A" SPACING
 CORNER-WING MINIATURE
 *VALUES MAY BE EXPRESSED IN METRIC



ATI518TA

MINIATURE ANCHORNUT (SLM)

Part Number	Type	"A" Spacing	"B" Spacing	"C" Pilot Diameter	"D" Drill Size
ATI518NSDA08	SLM	.234	.219	.164	#40
ATI518TA	SLM	.250	.219	.191	#40
ATI518TB	SLM	.281	.219	.248	#40
ATI518TC	SLM	.312	.250	.312	#30
ATI518TD	SLM	.359	.269	.3125	#30
ATI518TE	SLM	.250	.219	.1875	#40
ATI518NASDA5	SLM	.359	.269	.312	#30
ATI518NASDA6	SLM	.414	.269	.372	#30



»» ORDER SPECIAL MINIATURE ANCHORNUT DRILL JIG'S AS FOLLOWS:

AT518SLM-.XXXX-.XXXX-.XXXX-.XX
 ↑ ↑ ↑ ↑ ↑
 DRILL SIZE
 PILOT DIAMETER
 "B" SPACING
 "A" SPACING
 MINIATURE-ANCHORNUT
 *VALUES MAY BE EXPRESSED IN METRIC



SAFETY PRECAUTION: Read and follow all safety and operating instructions.
WARNING: Face & eye protection must be worn while operating power tools, per ANSI B186.1



DRILL ATTACHMENTS AND DRILLING ACCESSORIES
NUT PLATE CONVERSIONS

SINGLE WING

Nutplate Spec	Style	Part Number
MS21051-06	Single Wing	ATI518G
MS21051-08	Single Wing	ATI518H
MS21051-3	Single Wing	ATI518J
MS21051-4	Single Wing	ATI518K
MS21051-5	Single Wing	ATI518RP
MS21051-6	Single Wing	ATI518RH
MS21052-06	Single Wing	ATI518G
MS21052-08	Single Wing	ATI518H
MS21052-3	Single Wing	ATI518J
MS21052-4	Single Wing	ATI518K
MS21052-5	Single Wing	ATI518RP
MS21052-6	Single Wing	ATI518RH
MS21053-08	Single Wing	ATI518H
MS21053-3	Single Wing	ATI518J
MS21053-4	Single Wing	ATI518RO
MS21053-5	Single Wing	ATI518RP
MS21054-08	Single Wing	ATI518H
MS21054-3	Single Wing	ATI518J
MS21054-4	Single Wing	ATI518RO
MS21054-5	Single Wing	ATI518RP
MS21061-06	Single Wing	ATI518G
MS21061-08	Single Wing	ATI518H
MS21061-3	Single Wing	ATI518J
MS21061-4	Single Wing	ATI518RO
MS21061-5	Single Wing	ATI518RP
MS21061-6	Single Wing	ATI518RH
MS21062-06	Single Wing	ATI518G
MS21062-08	Single Wing	ATI518H
MS21062-3	Single Wing	ATI518J
MS21062-4	Single Wing	ATI518RO
MS21062-5	Single Wing	ATI518RP
MS21062-6	Single Wing	ATI518RH
MS21071-04	Single Wing	ATI518PA
MS21071-06	Single Wing	ATI518PB
MS21071-08	Single Wing	ATI518PC
MS21071-3	Single Wing	ATI518PD
MS21071-4	Single Wing	ATI518PE
MS21072-04	Single Wing	ATI518PA
MS21072-06	Single Wing	ATI518PB
MS21072-08	Single Wing	ATI518PC
MS21072-3	Single Wing	ATI518PD
MS21072-4	Single Wing	ATI518PE
NAS1067-08	Single Wing	ATI518PC
NAS1067-3	Single Wing	ATI518PD
NAS1067-4	Single Wing	ATI518PE
NAS1774-06	Single Wing	ATI518G
NAS1774-08	Single Wing	ATI518H
NAS1774-3	Single Wing	ATI518J
NAS1774-4	Single Wing	ATI518RO
NAS1774-5	Single Wing	ATI518RP

SINGLE WING

Nutplate Spec	Style	Part Number
NAS1774-6	Single Wing	ATI518RH
NAS1792-3	Single Wing	ATI518J
NAS1792-4	Single Wing	ATI518RO
NAS1792-5	Single Wing	ATI518RP
NAS687-06	Single Wing	ATI518G
NAS687-08	Single Wing	ATI518H
NAS687-3	Single Wing	ATI518J
NAS687-4	Single Wing	ATI518RO
NAS687-5	Single Wing	ATI518RP

DOUBLE WING

Nutplate Spec	Style	Part Number
MS21047-06	Double Wing	ATI518A
MS21047-08	Double Wing	ATI518B
MS21047-3	Double Wing	ATI518C
MS21047-4	Double Wing	ATI518D
MS21047-5	Double Wing	ATI518E
MS21047-6	Double Wing	ATI518F
MS21048-06	Double Wing	ATI518A
MS21048-08	Double Wing	ATI518B
MS21048-3	Double Wing	ATI518C
MS21048-4	Double Wing	ATI518D
MS21048-5	Double Wing	ATI518E
MS21048-6	Double Wing	ATI518F
MS21048-7	Double Wing	ATI518GP
MS21049-08	Double Wing	ATI518B
MS21049-3	Double Wing	ATI518C
MS21049-4	Double Wing	ATI518D
MS21049-5	Double Wing	ATI518E
MS21050-08	Double Wing	ATI518B
MS21050-3	Double Wing	ATI518C
MS21050-4	Double Wing	ATI518D
MS21050-5	Double Wing	ATI518E
MS21059-06	Double Wing	ATI518A
MS21059-08	Double Wing	ATI518B
MS21059-3	Double Wing	ATI518C
MS21059-4	Double Wing	ATI518D
MS21059-5	Double Wing	ATI518E
MS21059-6	Double Wing	ATI518F
MS21060-06	Double Wing	ATI518A
MS21060-08	Double Wing	ATI518B
MS21060-3	Double Wing	ATI518C
MS21060-4	Double Wing	ATI518D
MS21060-5	Double Wing	ATI518E
MS21060-6	Double Wing	ATI518F
MS21069-04	Double Wing	ATI518NA
MS21069-06	Double Wing	ATI518NB
MS21069-08	Double Wing	ATI518NC
MS21069-3	Double Wing	ATI518ND
MS21069-4	Double Wing	ATI518NE



SAFETY PRECAUTION: Read and follow all safety and operating instructions.
WARNING: Face & eye protection must be worn while operating power tools, per ANSI B186.1



**DRILL ATTACHMENTS AND DRILLING ACCESSORIES
NUT PLATE CONVERSIONS**

DOUBLE WING

Nutplate Spec	Style	Part Number
MS21069-5	Double Wing	ATI518NASAA5
MS21069-6	Double Wing	ATI518NASAA6
MS21070-04	Double Wing	ATI518NA
MS21070-06	Double Wing	ATI518NB
MS21070-08	Double Wing	ATI518NC
MS21070-3	Double Wing	ATI518ND
MS21070-4	Double Wing	ATI518NE
MS21070-5	Double Wing	ATI518NASAA5
MS21075-04	Double Wing	ATI518NA
MS21075-06	Double Wing	ATI518NB
MS21075-08	Double Wing	ATI518NC
MS21075-3	Double Wing	ATI518ND
MS21075-4	Double Wing	ATI518NE
MS21075-5	Double Wing	ATI518NASAA5
MS21076-04	Double Wing	ATI518NA
MS21076-06	Double Wing	ATI518NB
MS21076-08	Double Wing	ATI518NC
MS21076-3	Double Wing	ATI518ND
MS21076-4	Double Wing	ATI518NE
MS21076-5	Double Wing	ATI518NASAA5
NAS1068-04	Double Wing	ATI518NASAA4
NAS1068-06	Double Wing	ATI518NSAA06
NAS1068-08	Double Wing	ATI518NC
NAS1068-3	Double Wing	ATI518ND
NAS1068-4	Double Wing	ATI518NE
NAS1068-5	Double Wing	ATI518NASAA5
NAS1473-08	Double Wing	ATI518B
NAS1473-3	Double Wing	ATI518C
NAS1473-4	Double Wing	ATI518D
NAS1473-5	Double Wing	ATI518E
NAS1474-3	Double Wing	ATI518SP1171
NAS1791-3	Double Wing	ATI518C
NAS1791-4	Double Wing	ATI518D
NAS1791-5	Double Wing	ATI518E
NAS697-02	Double Wing	AT518NASAA02
NAS697-03	Double Wing	AT518NASAA03
NAS697-04	Double Wing	ATI518NASAA4
NAS697-06	Double Wing	ATI518NSAA06
NAS697-08	Double Wing	ATI518NC
NAS697-3	Double Wing	ATI518ND
NAS697-4	Double Wing	ATI518NE
NAS697-5	Double Wing	ATI518NASAA5
NAS697-6	Double Wing	ATI518NASAA6

CORNER

Nutplate Spec	Style	Part Number
MS21055-06	CORNER	ATI518R
MS21055-08	CORNER	ATI518S
MS21055-3	CORNER	ATI518T
MS21055-4	CORNER	ATI518U

CORNER

Nutplate Spec	Style	Part Number
MS21055-5	CORNER	ATI518V
MS21055-6	CORNER	ATI518W
MS21055-7	CORNER	ATI518X
MS21056-06	CORNER	ATI518R
MS21056-08	CORNER	ATI518S
MS21056-3	CORNER	ATI518T
MS21056-4	CORNER	ATI518U
MS21056-5	CORNER	ATI518V
MS21056-6	CORNER	ATI518W
MS21056-7	CORNER	ATI518X
MS21057-08	CORNER	ATI518S
MS21057-3	CORNER	ATI518T
MS21057-4	CORNER	ATI518U
MS21057-5	CORNER	ATI518V
MS21058-08	CORNER	ATI518S
MS21058-3	CORNER	ATI518T
MS21058-4	CORNER	ATI518U
MS21058-5	CORNER	ATI518V
MS21073-02	CORNER	ATI518NSCA02
MS21073-04	CORNER	ATI518SA
MS21073-06	CORNER	ATI518SB
MS21073-08	CORNER	ATI518SC
MS21073-3	CORNER	ATI518SD
MS21073-4	CORNER	ATI518SE
MS21073-5	CORNER	ATI518NSCA5
MS21074-02	CORNER	ATI518NSCA02
MS21074-04	CORNER	ATI518SA
MS21074-06	CORNER	ATI518SB
MS21074-08	CORNER	ATI518SC
MS21074-3	CORNER	ATI518SD
MS21074-4	CORNER	ATI518SE
MS21074-5	CORNER	ATI518NSCA5

SHORT LUG

Nutplate Spec	Style	Part Number
NAS1789-08	SHORT LUG	AT518NSDA08
NAS1789-3	SHORT LUG	ATI518TA
NAS1789-4	SHORT LUG	ATI518TB
NAS1789-5	SHORT LUG	ATI518TD
NAS1789-6	SHORT LUG	AT518NASDA6



SAFETY PRECAUTION: Read and follow all safety and operating instructions.
WARNING: Face & eye protection must be worn while operating power tools, per ANSI B186.1

COMPARE THE DIFFERENCE

Ground on-centers to ensure concentricity and eliminate run out

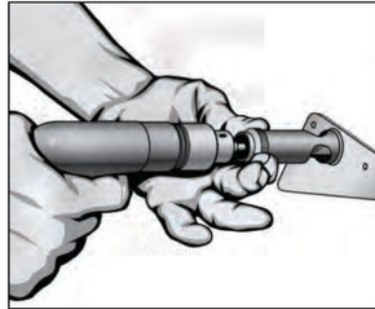
Manufactured of M2 high-speed steel



Two cutting flutes for maximum chip relief; three flutes to eliminate chatter

120-degree seating angle for standard fit

1/4"-28 Threaded male shank



Recognized throughout the industry as the leading producer of quality cutting tools, ATI Tools continues an intensive research program to improve products through advanced design and manufacturing techniques.

The tools contained in this section are made of the finest materials. The cutters are carefully heat-treated, precision ground for correct cutting angles and proper clearance, then thoroughly checked to ensure accurate cutting without chatter. All tools are dipped in a protective plastic coating for shipment and storage.

A variety of microstop countersink units and accessories have been designed to present a versatile selection of tools for all working surfaces and areas. Opportunities to analyze and assist with individual cutting problems are welcomed by ATI's engineering staff.



CUTTING TOOLS AND MICROSTOPS

Anatomy of a Countersink

A countersink is a tool used to cut and form a hole so that a flush fastener can be installed. The main features of a countersink are the threaded shank, body, cutting angle, and pilot.

Threaded Shank

The threaded shank is inserted into the microstop shaft and its thread size is specified by the user. Industry standard thread sizes are 10-32, 1/4"-28, 3/8"-24, and 7/16"-20. The most common countersink shanks are 1/4"-28.

Body

The body of a countersink is typically cylindrical in shape and its diameter is determined by the fastener to be installed.

Cutting Angle

The cutting angle is determined by the fastener to be installed and is specified by the user. The cutting angle also indicates what the angle of the conically shaped hole will be when the hole is formed. The most common cutting angle is 100 degrees.

Pilot

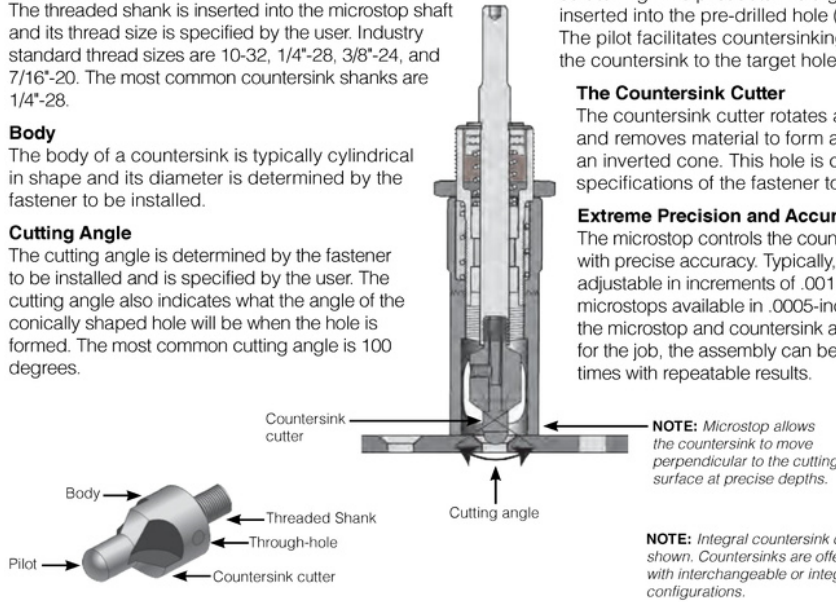
The pilot diameter on a countersink is specified by the user and typically is the same diameter of the pre-drilled hole. It's important for the pilot end to be smooth and to have a hemispherical tip in order to prevent scratching. The pilot acts like a guide when it is inserted into the pre-drilled hole (called the "pilot hole"). The pilot facilitates countersinking by properly aligning the countersink to the target hole.

The Countersink Cutter

The countersink cutter rotates at a very high speed and removes material to form a hole shaped like an inverted cone. This hole is cut to form the exact specifications of the fastener to be installed.

Extreme Precision and Accuracy

The microstop controls the countersink's depth with precise accuracy. Typically, the depth of cut is adjustable in increments of .001 inch, with more precise microstops available in .0005-inch increments. Once the microstop and countersink assembly is configured for the job, the assembly can be used hundreds of times with repeatable results.



NOTE: Integral countersink cutter shown. Countersinks are offered with interchangeable or integral pilot configurations.

What is a Microstop and What Does it Do?

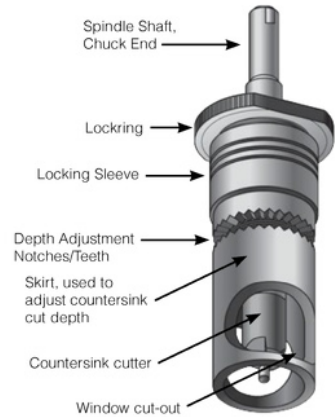
A "microstop" is a cylindrical tool that holds a cutting tool known as a "countersink."

The microstop allows the countersink to move perpendicular to the cutting surface at precise depths. When countersinking, the microstop can make "micro" adjustments up and down, and "stop" the countersink at the exact depth to match the profile of the fastener to be installed. The countersink depth is controlled by rotating the microstop skirt. The adjustments are extremely precise. Rotating the countersink skirt adjusts the countersink depth by only 0.0005 in.

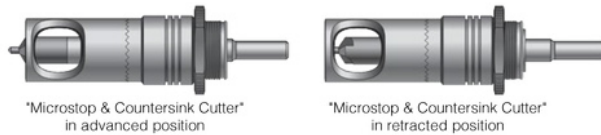
Extreme precision is important when countersinking a hole because it enables the ultimate objective: to ensure that the fastener – typically a flush rivet – fills the countersunk hole completely. Usually a rivet gun is used for installing and deforming the flush rivet into the hole's geometry.

When each countersunk hole is precisely drilled and fasteners are properly installed, every part of the plane's skin has consistent strength and load distribution. The use of a microstop allows for uniformity and helps achieve this goal.

A versatile tool, a microstop works with any type of threaded shank cutter in applications where the depth of cut requires extreme precision. This would include countersinks, counterbores, and hollow cutters, just to name a few.



NOTE: Skirt remains stationary when in contact with the cutting surface, enabling the operator to view the cutter.



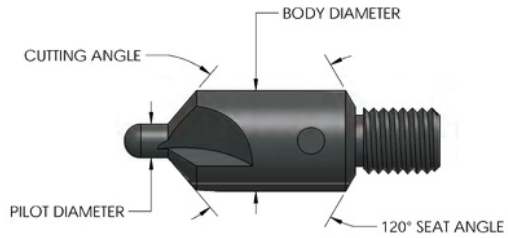


CUTTING TOOLS AND MICROSTOPS
COUNTERSINK CUTTERS, INTEGRAL PILOT

- Manufactured of M2 high-speed steel or carbide-tipped
- High speed steel countersinks ground on-centers to insure concentricity
- 120-degree seating angle for standard fit
- Use with ATI444 or ATI443 Series microstops

HSS COUNTERSINKS, INTEGRAL PILOT, 100 DEGREE, 1/4"-28 THREADS

Pilot Diameter	Decimal Equivalent	Number of Flutes	Body Diameter			
			3/8"	7/16"	1/2"	5/8"
3/32"	.0938	2		ATI445D4-532	ATI445E43/32	
		3	ATI420C4332	ATI420D43/32	ATI420E43/32	
#41	.0960	2				ATI445G441N
		3	ATI420C4.096			
#40	.0980	2	ATI445C-4-40		ATI445E440	
		3	ATI420C440	ATI420D440	ATI420E440	
1/8"	.1250	2	ATI445C41/8		ATI445E41/8	
		3	ATI420C41/8	ATI420D41/8	ATI420E41/8	
#30	.1285	2	ATI445C430		ATI445E430	ATI445G430
		3	ATI420C430	ATI420D430	ATI420E430	
9/64"	.1406	2			ATI445E4964	
		3	ATI420C4964	ATI420D49/64		
#27	.1440	2	ATI445C427		ATI445E427	
		3		ATI420D427		ATI420G427
5/32"	.1563	2			ATI445E43/32	
		3	ATI420C45/32	ATI420D45/32	ATI420E45/32	
#21	.1590	2	ATI445C-4-21		ATI445E421	
		3	ATI420C421	ATI420D421	ATI420E421	
#20	.1610	2			ATI445E420	
		3	ATI420C420	ATI420D420	ATI420E420	
11/64	.1719	2	ATI445C41164			
		3	ATI420C41164	ATI420D41164		
#16	.1770	2			ATI445E416	
		3		ATI420D416	ATI420E4177	ATI420G416
#13	.1850	2			ATI445E413	
		3	ATI420C413	ATI420D413	ATI420E413	ATI420G413
3/16"	.1875	2	ATI445C4-316		ATI445E43/16	
		3	ATI420C4316	ATI420D43/16	ATI420E43/16	ATI420G43/16
#11	.1910	2			ATI445E4-11	
		3		ATI420D411	ATI420E411	
#10	.1935	2	ATI445C-4-10		ATI445E410	
		3	ATI420C410	ATI420D410	ATI420E410	
#8	.1990	2			ATI445E48	
		3			ATI420E48	ATI420G4N8
7/32"	.2188	2			ATI445E47/32	
		3		ATI420D47/32	ATI420E47/32	
#2	.2210	2	ATI445C42N			
		3				
1/4"	.2500	2			ATI445E4-1/4	ATI445G41/4
		3	ATI420C41/4	ATI420D41/4	ATI420E41/4	ATI420G4-1/4
5/16"	.3125	2			ATI445E45/16	ATI445G45/16
		3	ATI420C45/16	ATI420D45/16		ATI420G45/16
11/32"	.3438	2			ATI445E41132	
		3				
3/8"	.3750	2			ATI445E43/8	ATI445G43/8
		3				ATI420G43/8
1/2"	.5000	2				ATI445G41/2
		3				



HSS COUNTERSINKS, INTEGRAL PILOT, 100 DEGREE, 1/4"-28 THREADS

Pilot Diameter	Decimal Equivalent	Number of Flutes	BODY DIAMETER		
			1/4"	1/4" (10-32 THD)	5/16"
3/32"	.0938	2		ATI445A4332S	
		3	ATI420A4332		ATI420B43/32
#40	.0960	2	ATI445A4-40N	ATI445A440S2	
		3	ATI420A440		
#30	.1285	2	ATI445A-4-30	ATI445A430S2	
		3			
9/64"	.1406	2			
		3			ATI420B49/64
5/32"	.1563	2			
		3			ATI420B45/32
	.1620	2			ATI445B41620
		3			
3/16"	.1875	2			
		3			ATI420B43/16

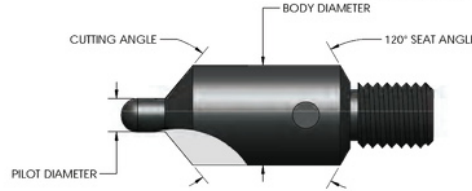
Special countersink cutters may be ordered by providing the material, body diameter, pilot diameter, number of flutes, and cutting angle.



SAFETY PRECAUTION: Read and follow all safety and operating instructions.
WARNING: Face & eye protection must be worn while operating power tools, per ANSI B186.1



**CUTTING TOOLS AND MICROSTOPS
COUNTERSINK CUTTERS, INTEGRAL PILOT**



CARBIDE-TIPPED COUNTERSINKS, INTEGRAL PILOT, 2-FLUTE, 100 DEGREE, 1/4"-28 THREADS

Pilot Diameter	Decimal Equivalent	Body Diameter	Part Number
3/32"	.0938	1/2"	ATI445CE4332
#40	.0980	1/4"	ATI445CTA440 (10-32 THDS)
		1/2"	ATI445CE440N
1/8"	.1250	1/2"	ATI445CE418
#30	.1285	1/2"	ATI445CE430
9/64"	.1406	1/2"	ATI445CE4964
5/32"	.1563	1/2"	ATI445CE4532
	.1580	1/2"	ATI445CE4158
#21	.1590	3/8"	ATI445CC421
		1/2"	ATI445CE421
#20	.1610	1/2"	ATI445CE420N
#19	.1660	7/16"	ATI445CD419N
		1/2"	ATI445CE419N
#16	.1770	3/8"	ATI445CC416
		1/2"	ATI445CE416N
	.1830	1/2"	ATI445CE4183
#13	.1850	1/2"	ATI445CE413N
		1/2"	ATI445CE4186
	.1860	1/2"	ATI445CE4186
3/16"	.1875	1/2"	ATI445CE4316
	.1880	1/2"	ATI445CE4188
#11	.1910	1/2"	ATI445CE411N
		1/2"	ATI445CE4192
	.1920	1/2"	ATI445CE4192
#10	.1935	1/2"	ATI445CE410
#9	.1960	1/2"	ATI445CE49N
#8	.1990	1/2"	ATI445CE4199

Pilot Diameter	Decimal Equivalent	Body Diameter	Part Number
13/64"	.2031	1/2"	ATI445CE1364
#3	.2130	1/2"	ATI445CE43N
		1/2"	ATI445CE4215
	.2188	1/2"	ATI445CE4732
#2	.2210	1/2"	ATI445CE42N
		1/2"	ATI445CE4243
	.2430	1/2"	ATI445CE4246
D	.2460	1/2"	ATI445CE4246
		1/2"	ATI445CE4247
	.2475	1/2"	ATI445CTESP1
	.2480	1/2"	ATI445CE4248
1/4"	.2500	1/2"	ATI445CE414
		5/8"	ATI445CG414
	.2620	1/2"	ATI445CE4262
9/32"	.2780	1/2"	ATI445CE4278
		1/2"	ATI445CE4932
	.3090	1/2"	ATI445CE4309
	.3100	1/2"	ATI445CE4310
5/16"	.3125	1/2"	ATI445CE4516
		5/8"	ATI445CG4516
	.3240	1/2"	ATI445CE4324
	.3250	1/2"	ATI445CE4325
	.3400	1/2"	ATI445CE4340
	.3420	1/2"	ATI445CE4342
	.3710	1/2"	ATI445CE4371
3/8"	.3750	1/2"	ATI445CE438

Special countersink cutters may be ordered by providing the material, body diameter, pilot diameter, number of flutes, and cutting angle.

COUNTERSINK CUTTER SETS WITH ANODIZED HOLDER

Part Number	Description
ATI420D-4PC	4-PC Set Includes: ATI420D43/32, ATI420D41/8, ATI420D45/32, ATI420D43/16
ATI420D-5PC	5-PC Set Includes: ATI420D43/32, ATI420D41/8, ATI420D45/32, ATI420D43/16, ATI420D41/4
ATI420D-9PC	9-PC Set Includes: ATI420D43/32, ATI420D41/8, ATI420D45/32, ATI420D43/16, ATI420D440, ATI420D430, ATI420D421, ATI420D410
ATI445E-4PC	4-PC Set Includes: ATI445E43/32, ATI445E41/8, ATI445E45/32, ATI445E43/16
ATI445E-5PC	5-PC Set Includes: ATI445E43/32, ATI445E41/8, ATI445E45/32, ATI445E43/16, ATI445E41/4
ATI445E-9PC	9-PC Set Includes: ATI445E43/32, ATI445E41/8, ATI445E45/32, ATI445E43/16, ATI445E440, ATI445E430, ATI445E421, ATI445E410



ATI590CSK

- Provides countersinking versatility
- Includes one ball-bearing, .0005 adjustable depth Microstop for precise, accurate countersinking
- Includes an assortment of popular skirt and nose piece configurations
- Includes nine 1/2" diameter, 100° cutters with pilots of #40, #30, #21, #10, 3/32", 1/8", 5/32", 3/16", and 1/4"

MICROSTOP/COUNTERSINK CUTTER KIT

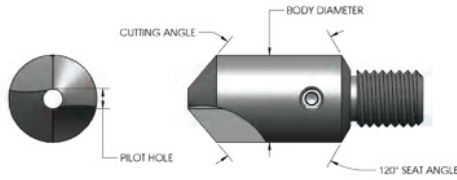


SAFETY PRECAUTION: Read and follow all safety and operating instructions.
WARNING: Face & eye protection must be worn while operating power tools, per ANSI B186.1



**CUTTING TOOLS AND MICROSTOPS
REPLACEABLE PILOT COUNTERSINK CUTTERS**

**ATI455 SERIES, HIGH SPEED STEEL, 100°,
1/4"-28 THREADED SHANK**

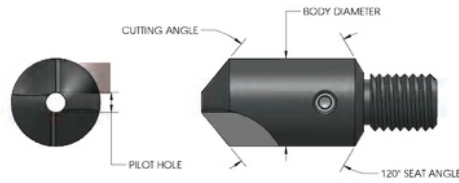


Refer to AT1484 Series and AT1435 series replaceable pilots.

Part Number	Body Diameter	Pilot Hole Diameter	Number of Flutes
ATI455A-4	1/4"	.086	2
ATI455B-4	5/16"	.086	2
ATI455C-4	3/8"	.086	2
ATI455D-4	7/16"	.086	2
ATI455E-4	1/2"	.086	2
ATI455F-4	9/16"	.086	2
ATI455G-4	5/8"	.086	2
ATI455H-4	3/4"	.170	2
ATI455J-4	7/8"	.170	2

Special countersink cutters may be ordered by providing the material, body diameter, pilot hole diameter, and cutting angle.

**ATI455CT SERIES, CARBIDE-TIPPED, 100°,
1/4"-28 THREADED SHANK**



Refer to AT1485 Series replaceable pilots.

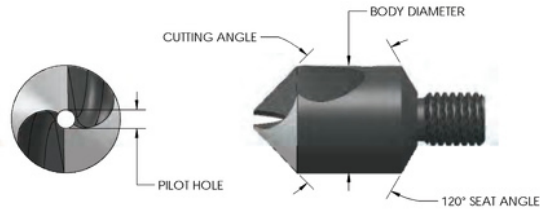
Part Number	Body Diameter	Pilot Hole Diameter	Number of Flutes
ATI455CTC-4	3/8"	.125	2
ATI455CTE-4	1/4"	.125	2
ATI455CTG-4	5/16"	.125	2

COUNTERSINK CUTTER FOR KEVLAR

ATI455SK SERIES, 1/4"-28 THREADED SHANK

The Kevlar countersink cutter is designed for use with DuPont Kevlar composites. The unique 'S' shaped positive rake cutting flutes produce fuzz-free countersinks of precision quality in Kevlar.

Part Number	Body Diameter	Pilot Hole Diameter
ATI455SKE-4	1/2"	.086
ATI455SKG-4	5/8"	.086

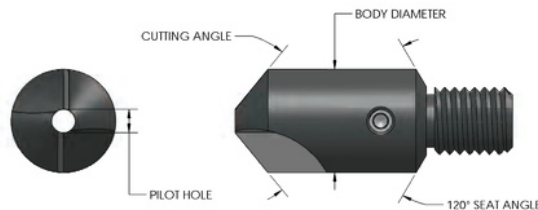


COUNTERSINK CUTTER, POLYCRYSTALLINE DIAMOND INSERT FOR COMPOSITE MATERIAL

**ATI455PD SERIES, REPLACEABLE PILOT, 100°,
1/4"-28 THREADED SHANK**

The ATI455PD Series countersinks excel in cutting highly abrasive, non-ferrous materials where carbide will not perform, such as graphite epoxy composites. Replaceable pilot design allows for economical replacement of damaged pilots and versatility of various pilot diameters with the same cutter.

Part Number	Body Diameter	Pilot Hole Diameter
ATI455PDE-4	1/2"	.125
ATI455PDG4	5/8"	.125
ATI455PDH-4	3/4"	.170



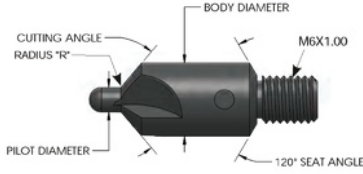
SAFETY PRECAUTION: Read and follow all safety and operating instructions.
WARNING: Face & eye protection must be worn while operating power tools, per ANSI B186.1



- Manufactured of M42 cobalt steel
- Ground on-centers to insure concentricity
- 120-degree seating angle for standard fit
- Use with AT1444 Series microstops

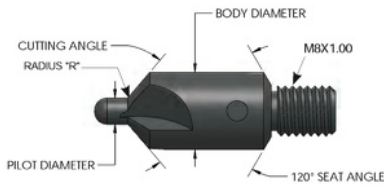
ATM6 SERIES

Integral pilot cutter with M6 X 1.00 metric male threaded shank for use with AT1444 Series microstops.



ATM8 SERIES

Integral pilot cutter with M8 X 1.00 metric male threaded shank for use with AT1444 Series microstops.



**CUTTING TOOLS AND MICROSTOPS
METRIC COUNTERSINK CUTTERS, INTEGRAL PILOT**

WHEN ORDERING SPECIFY:

BODY DIAMETER, ANGLE, PILOT DIAMETER, FILLET RADIUS, AND CUTTING FLUTES
ATM6-"D"- "A"- "PILOT DIAMETER"- "R"- 2 OR 3 FLUTES
Ex. ATM6104317P2

Body Diameter	"D"	C'sink Angle	"A"	Radius Code	"R"	Standard Pilot Diameters (MM)	
6	6MM	1	78°	P	.50MM	2.38	4.76
8	8MM	2	82°	Q	.75MM	2.50	4.80
10	10MM	3	90°	R	1.00MM	3.17	5.00
12	12MM	4	100°			3.50	5.60
14	14MM	5	110°			3.96	6.00
		6	115°			4.00	6.35
		7	120°				
		8	130°				

Note: Other pilot sizes available upon request.

WHEN ORDERING SPECIFY:

BODY DIAMETER, ANGLE, PILOT DIAMETER, FILLET RADIUS, AND CUTTING FLUTES
ATM8-"D"- "A"- "PILOT DIAMETER"- "R"- 2 OR 3 FLUTES
Ex. ATM8144600Q3

Body Diameter	"D"	C'sink Angle	"A"	Radius Code	"R"	Standard Pilot Diameters (MM)	
10	10MM	1	78°	P	.50MM	2.38	4.80
12	12MM	2	82°	Q	.75MM	2.50	5.00
14	14MM	3	90°	R	1.00MM	3.17	5.60
17	17MM	4	100°			3.50	6.00
21	21MM	5	110°			3.96	6.35
		6	115°			4.00	8.00
		7	120°			4.76	10.00
		8	130°				

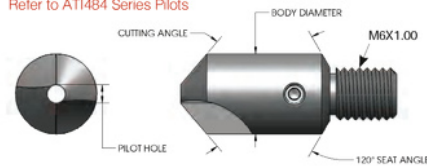
Note: Other pilot sizes available upon request.

COUNTERSINK CUTTERS, INTERCHANGEABLE PILOT, METRIC

ATM6IP SERIES

Standard 2 Flute interchangeable pilot cutter with M6 X 1.00 metric male threaded shank and .086 pilot hole for use with AT1484 Series microstops.

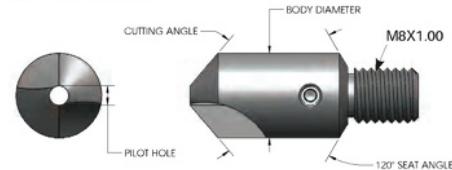
Refer to AT1484 Series Pilots



ATM8IP SERIES

Standard 2 Flute interchangeable pilot cutter with M8 X 1.00 metric male threaded shank and .086 pilot hole for use with AT1484 Series microstops.

Refer to AT1484 Series Pilots



WHEN ORDERING SPECIFY: BODY DIAMETER AND ANGLE

ATM6IP-"D"- "A"
Ex. ATM6IP124

Body Diameter	"D"	C'sink Angle	"A"
10	10MM	1	78°
12	12MM	2	82°
14	14MM	3	90°
17	17MM	4	100°
		5	110°
		6	115°
		7	120°
		8	130°

WHEN ORDERING SPECIFY: BODY DIAMETER AND ANGLE

ATM8IP-"D"- "A"
Ex. ATM8IP144

Body Diameter	"D"	C'sink Angle	"A"
10	10MM	1	78°
12	12MM	2	82°
14	14MM	3	90°
17	17MM	4	100°
21	21MM	5	110°
		6	115°
		7	120°
		8	130°

*21MM comes w/ 3 flutes & .170 pilot hole



WARNING



SAFETY PRECAUTION: Read and follow all safety and operating instructions.
WARNING: Face & eye protection must be worn while operating power tools, per ANSI B186.1



CUTTING TOOLS AND MICROSTOPS

PILOTS

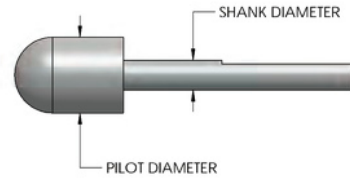
ATI484 SERIES

Used with ATI455, ATM6IP, ATM8IP Series cutters

Part Number	Pilot Diameter	Shank Diameter	Part Number	Pilot Diameter	Shank Diameter
ATI484-2	#40	.086	ATI484-2.38M	2.38MM	.086
ATI484-12	#30	.086	ATI484-2.50M	2.50MM	.086
ATI484-21	#21	.086	ATI484-3.17M	3.17MM	.086
ATI484-31	#11	.086	ATI484-3.50M	3.50MM	.086
ATI484-32	#10	.086	ATI484-3.96M	3.96MM	.086
ATI484-56	3/32	.086	ATI484-4.00M	4.00MM	.086
ATI484-57	1/8	.086	ATI484-4.76M	4.76MM	.086
ATI484-59	5/32	.086	ATI484-4.80M	4.80MM	.086
ATI484-61	3/16	.086	ATI484-5.00M	5.00MM	.086
ATI484-63	7/32	.086	ATI484-5.60M	5.60MM	.086
ATI484-65	1/4	.086	ATI484-6.00M	6.00MM	.086

Special size pilot diameters are available upon special request.

These replaceable pilots have a flat on the shank to accommodate cutters with a set screw, and an undercut to permit head-to-seat on cutter angle.



ATI485 SERIES

Used with ATI455CT, ATI455PD Series cutters

Part Number	Pilot Diameter	Shank Diameter
ATI485-12	#30	.125
ATI485-21	#21	.125
ATI485-31	#11	.125
ATI485-32	#10	.125
ATI485-57	1/8	.125
ATI485-59	5/32	.125
ATI485-61	3/16	.125
ATI485-63	7/32	.125
ATI485-65	1/4	.125

Special size pilot diameters are available upon special request.

ATI435 SERIES

Used with ATI455 Series cutters

Part Number	Pilot Diameter	Shank Diameter
ATI435-3/16	3/16	.170
ATI435-1/4	1/4	.170
ATI435-5/16	5/16	.170
ATI435-3/8	3/8	.170
ATI435-1/2	1/2	.170

Special size pilot diameters are available upon special request.

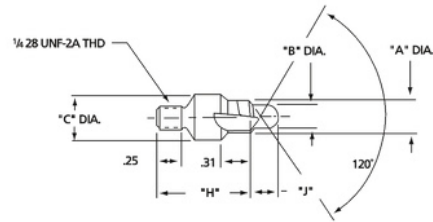
BRILES® COUNTERSINK CUTTERS

ATI438BRC SERIES, 1/4"-28 THREADED SHANK

These high speed steel countersinks feature a unique design that cuts a counterbore and countersink in the same hole. Use these special countersinks to prepare holes for MS14218, Briles® Rivet BRFZ, and Boeing BACR15FV.

Part Number	"A"	"B"	"C"	"H"	"J"
ATI438BRC3	.1235	.096	.375	.949	.180
ATI438BRC-4	.1625	.126	.375	.952	.200
ATI438BRC-5	.2105	.159	.375	.955	.220
ATI438BRC-6	.2585	.191	.375	.958	.250
ATI438BRC-7	.3125	.226	.375	.962	.280
ATI438BRC-8	.3585	.255	.500	.966	.280
ATI438BRC9	.4055	.288	.500	.969	.300
ATI438BRC10	.4545	.314	.500	.972	.300

Used with ATI444 SERIES microstops.



COUNTERSINK CUTTER EXTENSIONS, 1/4"-28 RECESS

Part Number	Shank Diameter	Body Diameter	Body Length
C12780-1-1	1/4" Straight	1/2"	1"
C12780-1-4	1/4" Straight	1/2"	4"
C12780-3-4	1/4" Straight	7/16"	4"
C12780-3-6	1/4" Straight	7/16"	6"
C12780-3-8	1/4" Straight	7/16"	8"
ATI470B1	1/4" Straight	1/2"	4"
ATI470B1F	1/4" Straight with Flats	1/2"	4"
ATI470B-2	1/4" Straight	1/2"	6"
ATI470B-2F	1/4" Straight with Flats	1/2"	6"
C12780-12-1	1/4"-28 Thread	3/8"	1"
C12780-12-2	1/4"-28 Thread	3/8"	2"
C12780-12-3	1/4"-28 Thread	3/8"	3"
C12780-12-4	1/4"-28 Thread	3/8"	4"
C12780-12-5	1/4"-28 Thread	3/8"	5"



SAFETY PRECAUTION: Read and follow all safety and operating instructions.
WARNING: Face & eye protection must be worn while operating power tools, per ANSI B186.1



CUTTING TOOLS AND MICROSTOPS
MICROSTOP COUNTERSINK CAGES

FOR COUNTERSINK CUTTERS THREADED 1/4"-28, M6 X 1, AND M8 X 1
(Refer to ATI420, ATI438, ATI445, ATI455, ATI463, ATM6, ATM8 countersink cutters)



Microstop - Ball Bearing



Cutaway View



Microstop - Bushing



Cutaway View

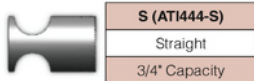
ATI444 MICROSTOPS

- For high volume, accurate countersinking in a production environment
- Full ball bearing shaft support for increased life
- Heavy duty ball thrust bearing ensures depth repeatability
- Fail-safe design accomplished with integrated shoulder on shaft
- Debris filter prevents chips and dust from contaminating bearings
- .0005" depth adjustment, 5/16" shaft travel
- Right-hand threaded lock nut prevents jamming of adjustment mechanism
- Multiple skirt configuration options
- Multiple shaft configuration options

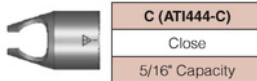
ATI443 MICROSTOPS

- For lower volume countersinking in maintenance and home-build environments
- Bronze bushing shaft support
- Heavy duty ball thrust bearing ensures depth repeatability
- Fail-safe design accomplished with integrated shoulder on shaft
- Debris filter prevents chips and dust from contaminating bearings
- .0005" depth adjustment, 5/16" shaft travel
- Right-hand threaded lock nut prevents jamming of adjustment mechanism
- Multiple skirt configuration options
- Multiple shaft configuration options


SKIRTS:



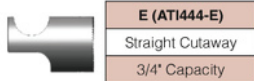
S (ATI444-S)
Straight
3/4" Capacity



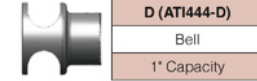
C (ATI444-C)
Close
5/16" Capacity



H (ATI444-A + ATI444-37NF)
Nylon Flange Insert
3/4" Capacity



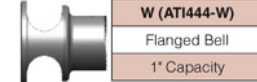
E (ATI444-E)
Straight Cutaway
3/4" Capacity



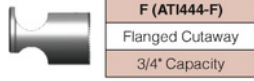
D (ATI444-D)
Bell
1" Capacity



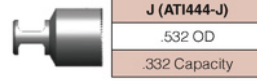
F (ATI444-F)
Flanged
3/4" Capacity



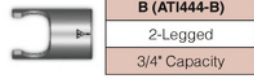
W (ATI444-W)
Flanged Bell
1" Capacity



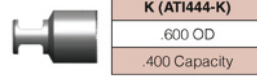
F (ATI444-F)
Flanged Cutaway
3/4" Capacity



J (ATI444-J)
.532 OD
.332 Capacity



B (ATI444-B)
2-Legged
3/4" Capacity



K (ATI444-K)
600 OD
.400 Capacity



A (ATI444-A + ATI444-37P)
Phenolic Insert
3/4" Capacity



H (ATI444-A + ATI444-37N)
Nylon Insert
3/4" Capacity

EXTENDED SKIRTS:
2-3/4" Extension
(Includes extension shaft)



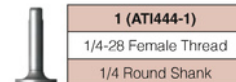
LA (ATI444-LA)
10-32 Female Thread
1/4 ID X 3/8 OD

LB (ATI444-LB)
1/4-28 Female Thread
5/16 ID X 7/16 OD

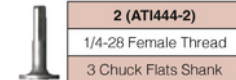
LC (ATI444-LC)
1/4-28 Female Thread
3/8 ID X 1/2 OD

LD (ATI444-LD)
1/4-28 Female Thread
5/8 ID X 3/4 OD

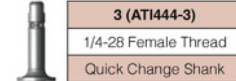
SHAFTS: All shafts feature wrenching flats to aid in removal of cutter after use.



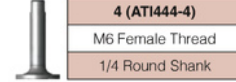
1 (ATI444-1)
1/4-28 Female Thread
1/4 Round Shank



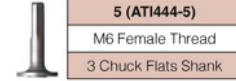
2 (ATI444-2)
1/4-28 Female Thread
3 Chuck Flats Shank



3 (ATI444-3)
1/4-28 Female Thread
Quick Change Shank



4 (ATI444-4)
M6 Female Thread
1/4 Round Shank



5 (ATI444-5)
M6 Female Thread
3 Chuck Flats Shank

ORDERING: Choose either ATI444 or ATI443, Skirt Option, and Shaft Option.

Part Number	MODEL / SKIRT / SHAFT
Ex. ATI444G2	ATI444 + G + 2
Ex. ATI444LA4	ATI444 + LA + 4
Ex. ATI443S1	ATI443 + S + 1
Ex. ATI443A2	ATI443 + A + 2

INSERT CHART

Part Number	O.D.	I.D.	Material	
ATI444-37P	.960	.775	Phenolic	Used with ATI444A Series Microstop
ATI444-37N	.960	.775	Nylon	Used with ATI444A or ATI444N Series Microstop
ATI444-37NF	1.25	.775	Nylon	Used with ATI444A or ATI444H Series Microstop



SAFETY PRECAUTION: Read and follow all safety and operating instructions.
WARNING: Face & eye protection must be worn while operating power tools, per ANSI B186.1



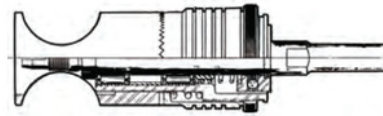
CUTTING TOOLS AND MICROSTOPS
MICROSTOP COUNTERSINK CAGES

MICROSTOP FOR FEMALE-THREADED COUNTERSINK CUTTERS

Refer to AT1418 series cutters and AT1416 series pilots

AT1442S1

Uses 1/4"-28 threaded shaft which is split and tapered to lock replaceable pilot securely when cutter is tightened.



MICROSTOP COUNTERSINK CAGES, SWIVEL SHAFT
AT12351 SERIES

The swivel shaft design enables you to countersink with up to a 5 degree off angle between the spindle and cutter axis. Designed for use on all standard materials as well as the latest composite materials in the most demanding applications. Ball and thrust bearings for continuous high speed use and .0005 adjustable depth control. Available with 1/4"-28 or metric threads; standard or flanged skirts, optional nylon inserts.

Part Number	Description
AT12351S1	Standard Skirt, 1/4"-28 Shaft
AT12351S4	Standard Skirt, M6 Shaft
AT12351N1	Standard Skirt, 1/4"-28 Shaft, Nylon Insert
AT12351N4	Standard Skirt, M6 Shaft, Nylon Insert
AT12351F1	Flanged Skirt, 1/4"-28 Shaft
AT12351F4	Flanged Skirt, M6 Shaft
AT12351H1	Flanged Skirt, 1/4"-28 Shaft, Nylon Insert
AT12351H4	Flanged Skirt, M6 Shaft, Nylon Insert



MICROSTOP COUNTERSINK CAGES, STUBBY

Designed for close quarter or tight access applications

AT1448 SERIES

- 3/32" Shaft Travel
- .0005 Adjustable Depth Control

Part Number	D	L	Shaft	Max. Cutter Diameter
AT1448S1	.560	1.22"	1/4"-28	1/2"
AT1448S3	.560	1.22"	QC	1/2"



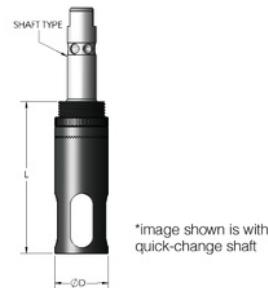
MICROSTOP COUNTERSINK CAGES, MIDGET

Designed for close quarter or tight access applications

AT1449 SERIES

- 9/32" Shaft Travel
- .0005 Adjustable Depth Control

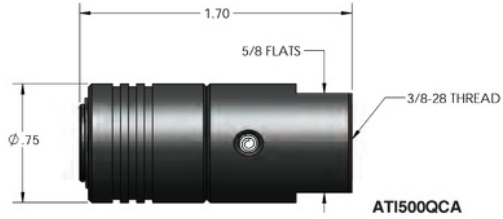
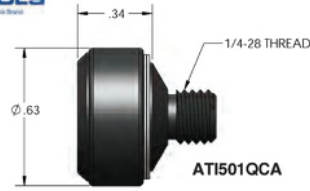
Part Number	D	L	Shaft	Max. Cutter Diameter
AT1449S2	.560	1.62"	1/4"	1/2"
AT1449S3	.560	1.62"	QC	1/2"



SAFETY PRECAUTION: Read and follow all safety and operating instructions.
WARNING: Face & eye protection must be worn while operating power tools, per ANSI B186.1



**CUTTING TOOLS AND MICROSTOPS
QUICK-CHANGE CHUCKS**



Part Number	Type	Description
ATI501QCA	STUBBY	Designed to fit any standard angle drill with 1/4"-28 threaded spindle
ATI500QCA	STANDARD	Designed to fit any standard drill motor with 3/8"-24 threaded chuck spindle

JUMBO SIZE MICROSTOPS

FOR COUNTERSINK CUTTERS THREADED 3/8"-24 and 7/16"-20
(Refer to ATI445 and ATI455 series countersink cutters)

- For production environment countersinking of larger sized holes
- Fail-safe design accomplished with integrated shoulder on shaft
- All shafts feature wrenching flats to aid in removal of cutter after use
- 3/4" shaft travel
- Ball thrust bearing ensures depth repeatability



Part Number	Shaft Thread	Shaft Support	Adjustment Increment	Cutter Capacity	Shank	OAL
ATI432A	7/16"-20 Female	Bronze Bushing	.001	1-1/4"	3/8" Round	7"
ATI432B	3/8"-24 Female	Bronze Bushing	.001	1-1/4"	3/8" Round	7"
ATI462	3/8"-24 Female	Bronze Bushing	.003	7/8"	3/8" Round	5"
ATI462H3-1.3	3/8"-24 Female	Ball Bearing	.0005	1-1/4"	3 Chuck Flats	5"
ATI462H3-1.5	3/8"-24 Female	Ball Bearing	.0005	1-3/8"	3 Chuck Flats	5"
ATI462H7-1.3	7/16"-20 Female	Ball Bearing	.0005	1-1/4"	3 Chuck Flats	5"
ATI462H7-1.5	7/16"-20 Female	Ball Bearing	.0005	1-3/8"	3 Chuck Flats	5"

ELLIPTICAL FASTENER COUNTERSINK CUTTER KIT

ATI2200CSK

This kit provides countersinking capabilities for the installation of the NAS1734 or NAS1735 elliptical head blind nuts, for fasteners -3 (#10) thru -8 (1/2") hole preparation in accordance with NAS1736. Use with common hand-held drill motors.

Kit includes two microstops with stabilizing rockers and four cobalt cutters.

Qty	Part Number	Description
1	ATISK2260	Microstop with wobble skirt and arm assembly, 1/4"-28 threaded shank, 1/2" maximum cutter diameter for fasteners #10, 1/4", and 5/16".
1	ATISK2266	Jumbo Microstop with wobble skirt and arm assembly, 3/8"-24 threaded shank, 3/4" maximum cutter diameter for fasteners 3/8", 7/16", and 1/2".
1	C15374-3	Elliptical nut countersink assembly, #10
1	C15374-4	Elliptical nut countersink assembly, 1/4"
1	C15374-5	Elliptical nut countersink assembly, 5/16"
1	C15374-6	Elliptical nut countersink assembly, 3/8"

Other elliptical nut countersink assemblies available upon special request.



SAFETY PRECAUTION: Read and follow all safety and operating instructions.
WARNING: Face & eye protection must be worn while operating power tools, per ANSI B186.1

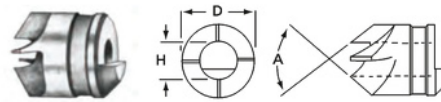


CUTTING TOOLS AND MICROSTOPS
BACK COUNTERSINK CUTTERS

ATI402 SERIES

Used in restricted areas where direct countersinking is not possible. A four-flute, one piece unit used with ATI404 Series Pilot

Part Number	Body Diameter	Pilot Hole	Angle
ATI402A-4	1/4"	1/8"	100°
ATI402B-4	1/4"	3/32"	100°
ATI402C-4	5/16"	1/8"	100°
ATI402D-4	5/16"	5/32"	100°
ATI402E-4	3/8"	3/16"	100°
ATI402F-4	3/8"	5/32"	100°
ATI402G-4	7/16"	3/16"	100°
ATI402H-4	7/16"	5/32"	100°
ATI402I-4	1/2"	3/16"	100°
ATI402J-4	1/2"	1/4"	100°
ATI402K-4	9/16"	3/16"	100°
ATI402L-4	9/16"	1/4"	100°
ATI402M-4	5/8"	1/4"	100°
ATI402N-4	5/8"	5/16"	100°
ATI402O-4	1 1/16"	1/4"	100°
ATI402P-4	1 1/16"	5/16"	100°
ATI402Q-4	3/4"	1/4"	100°
ATI402R-4	3/4"	5/16"	100°
ATI402S-4	7/8"	5/16"	100°
ATI402T-4	7/8"	3/8"	100°
ATI402U-4	1"	5/16"	100°
ATI402V-4	1"	3/8"	100°
ATI402W-4	1-1/4"	3/8"	100°
ATI402X-4	1-1/4"	1/2"	100°



ATI590TA BACK COUNTERSINK KIT

Compact kit for shop or field service requirement. Contains 8 cutters and 8 gunlock pilots.

Part No.	QTY	Part No.	QTY
ATI402B-4	1	ATI404-1	1
ATI402C-4	1	ATI404-2	1
ATI402F-4	1	ATI404-3	1
ATI402I-4	1	ATI404-4	1
ATI402Q-4	1	ATI404-5	1
ATI402S-4	1	ATI404-6	1
ATI402V-4	1	ATI404-7	1
ATI402X-4	1	ATI404-8	1

BACK SPOTFACER CUTTERS

ATI403 SERIES

For reverse spotfacing and counterboring in confined areas where one piece straight shank tools cannot be used. Designed with four cutting edges with .030R corner radii. Used with ATI404 Series Pilots.

Part Number	Body Diameter	Pilot Hole
ATI403A	1/4"	1/8"
ATI403B	1/4"	3/32"
ATI403C	5/16"	1/8"
ATI403D	5/16"	5/32"
ATI403E	3/8"	3/16"
ATI403F	3/8"	5/32"
ATI403G	7/16"	3/16"
ATI403H	7/16"	5/32"
ATI403I	1/2"	3/16"
ATI403J	1/2"	1/4"
ATI403K	9/16"	3/16"
ATI403L	9/16"	1/4"
ATI403M	5/8"	1/4"
ATI403N	5/8"	5/16"
ATI403O	1 1/16"	1/4"
ATI403P	1 1/16"	5/16"
ATI403Q	3/4"	1/4"
ATI403R	3/4"	5/16"

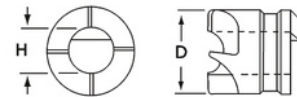
ATI403S	7/8"	5/16"
ATI403T	7/8"	3/8"
ATI403U	1"	5/16"
ATI403V	1"	3/8"
ATI403W	1-1/4"	3/8"
ATI403X	1-1/4"	1/2"

Note: Other radii available upon special order

ATI590S BACK SPOTFACER KIT

Compact kit for shop or field service requirement. Contains 8 cutters and 8 gunlock pilots.

Part No.	QTY	Part No.	QTY
ATI403A	1	ATI404-1	1
ATI403C	1	ATI404-2	1
ATI403F	1	ATI404-3	1
ATI403I	1	ATI404-4	1
ATI403M	1	ATI404-5	1
ATI403R	1	ATI404-6	1
ATI403V	1	ATI404-7	1
ATI403X	1	ATI404-8	1




SAFETY PRECAUTION: Read and follow all safety and operating instructions. **WARNING:** Face & eye protection must be worn while operating power tools, per ANSI B186.1



**CUTTING TOOLS AND MICROSTOPS
PILOTS FOR BACK COUNTERSINKS AND BACK SPOTFACER**

ATI404 SERIES

Part Number	Description	D
ATI404-1	Pilot, Bayonet Locking Type, 6" OAL	3/32
ATI404-2	Pilot, Bayonet Locking Type, 6" OAL	1/8
ATI404-3	Pilot, Bayonet Locking Type, 6" OAL	5/32
ATI4044	Pilot, Bayonet Locking Type, 6" OAL	3/16
ATI4045	Pilot, Bayonet Locking Type, 6" OAL	1/4
ATI404-6	Pilot, Bayonet Locking Type, 6" OAL	5/16
ATI404-7	Pilot, Bayonet Locking Type, 6" OAL	3/8
ATI404-8	Pilot, Bayonet Locking Type, 6" OAL	1/2

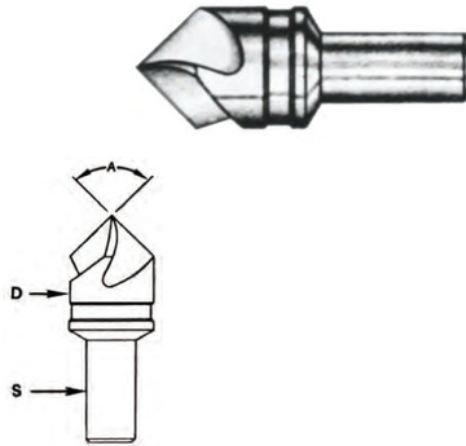


STRAIGHT SHANK COUNTERSINK CUTTER

ATI408 SERIES


Specifically designed for countersinking. This cutter has three straight flutes accurately sharpened to prevent chatter.

Part Number	D	S	Angle
ATI408A-2	1/4	3/16	82°
ATI408A-4	1/4	3/16	100°
ATI408B-2	5/16	1/4	82°
ATI408B-4	5/16	1/4	100°
ATI408C-2	3/8	1/4	82°
ATI408C-4	3/8	1/4	100°
ATI408D-2	7/16	1/4	82°
ATI408D-4	7/16	1/4	100°
ATI408E-2	1/2	1/4	82°
ATI408E-4	1/2	1/4	100°
ATI408F-2	5/8	3/8	82°
ATI408F-4	5/8	3/8	100°
ATI408G-2	3/4	3/8	82°
ATI408G-4	3/4	3/8	100°
ATI408H-2	1	3/8	82°
ATI408H-4	1	3/8	100°



6-FLUTE COUNTERSINK CUTTER, STRAIGHT SHANK

Part Number	Body Diameter	Shank Diameter	Angle
ATI408AZ6F3	1/4	3/16	90°
ATI408AZ6F4	1/4	3/16	100°
ATI408CA6F0	3/8	1/4	60°
ATI408CA6F4	3/8	1/4	100°
ATI408CB6F0	3/8	5/16	60°
ATI408EC6F4	1/2	3/8	100°
ATI408FC6F-4	9/16	3/8	100°
ATI408GC6F0	5/8	3/8	60°
ATI408GC6F3	5/8	3/8	90°
ATI408GC6F4	5/8	3/8	100°



SAFETY PRECAUTION: Read and follow all safety and operating instructions.
WARNING: Face & eye protection must be worn while operating power tools, per ANSI B186.1



CUTTING TOOLS AND MICROSTOPS
STOP COUNTERSINK CUTTERS

ATI418 SERIES, 1/4"-28 THREADS

Used with ATI442S1 microstop

Three straight flute replaceable pilot cutters with female thread. These cutters are designed with extra deep flute to permit resharpener and radial clearance to assure fast smooth cutting. Other cutter angles available upon special request.



Part Number	Cutter Diameter	Pilot Hole	Angle
ATI418A-4	1/4	.086	100°
ATI418B-4	5/16	.086	100°
ATI418C-4	3/8	.086	100°
ATI418D-4	7/16	.086	100°
ATI418E4	1/2	.086	100°
ATI418F4	9/16	.086	100°
ATI418G4	5/8	.086	100°

For replaceable pilots, refer to ATI416 Series.

PILOTS

ATI416 SERIES

To maintain concentricity and prevent breakage, an undercut is provided to permit head-to-seat on cutter angle.



Part Number	D	ATI416-57	1/8
ATI416-2	#40	ATI416-59	5/32
ATI416-12	#30	ATI416-61	3/16
ATI416-21	#21	ATI416-63	7/32
ATI416-31	#11	ATI416-65	1/4
ATI416-32	#10	ATI416-69	5/16
ATI416-56	3/32		

Used with ATI418 Series cutter.

CHATTERLESS COUNTERSINK CUTTER

ATI463 SERIES, 1/4"-28 THREADS

These precision cutters are the ultimate in chatterless countersinking. The minimum cutter diameter has been calculated to eliminate skin damage and the undercut on the flutes provides ease in chip removal. Made of M42 material for stainless steel or titanium.

Part Number	Body Diameter	Pilot Diameter	Angle	AN426 Rivet Size Ref.
ATI463145065	.145	.065	100°	1/16
ATI463210096	.210	.096	100°	3/32
ATI463256126	.256	.1265	100°	1/8
ATI463317157	.317	.157	100°	5/32
ATI463385191	.385	.1915	100°	3/16
ATI463507247	.507	.247	100°	1/4
ATI463595309	.595	.309	100°	5/16

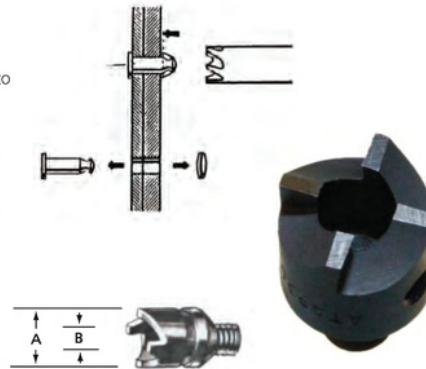


HOLLOW CUTTERS

ATI493 SERIES, 1/4"-28 THREADED SHANK FOR REMOVING HUCK AND HI-SHEAR FASTENERS

These cutters are designed to fit standard microstops to control their cutting depth. Used to cut away the swaged collar from the fastener so the pin can be easily removed.

Part Number	Dimension "A"	Dimension "B"	Shank	Fastener Type	Size
ATI493C-0	.365	.124	1/4-28	HI-SHEAR	1/8
ATI493C-00	.365	.157	1/4-28	HI-SHEAR	5/32
ATI493C-1	.438	.188	1/4-28	HI-SHEAR	3/16
ATI493C-2	.500	.247	1/4-28	HI-SHEAR	1/4
ATI493C-3	.562	.310	1/4-28	HI-SHEAR	5/16
ATI493D-1	.323	.188	1/4-28	HUCK LOCK BOLT	L6
ATI493D-3	.413	.250	1/4-28	HUCK LOCK BOLT	L8



SAFETY PRECAUTION: Read and follow all safety and operating instructions. **WARNING:** Face & eye protection must be worn while operating power tools, per ANSI B186.1



**CUTTING TOOLS AND MICROSTOPS
HOLE SAWS**

- ATI precision hole saws are manufactured from high-speed tool steel
- Hole saws are heat-treated and ground to precise tolerances
- Hole saw design allows for resharping of tool
- Use with ATI415 Hole Saw Arbors

FINE TOOTH SERIES

For cutting thin skins and corrugations in aluminum, steel, and other non-ferrous material. The hole saw can be resharpened many times and is designed for use in a portable power unit or in standard machine tools.



ATI413 SERIES

Part Number	Diameter	Thread
ATI413-1	3/8	5/16-24
ATI413-1X	13/32	5/16-24
ATI413-2	7/16	5/16-24
ATI4132X	15/32	5/16-24
ATI413-3	1/2	5/16-24
ATI413-3X	17/32	5/16-24
ATI413-4	9/16	5/16-24
ATI413-4X	19/32	5/16-24
ATI413-5	5/8	5/16-24
ATI4135X	21/32	5/16-24
ATI4136	11/16	5/16-24
ATI413-6X	23/32	5/16-24
ATI413-7	3/4	5/16-24
ATI4137X	25/32	5/16-24
ATI413-8	13/16	5/16-24
ATI413-8X	27/32	5/16-24
ATI413-9	7/8	5/16-24
ATI4139X	29/32	5/16-24
ATI41310	15/16	5/16-24
ATI41310X	31/32	5/16-24
ATI413-11	1	5/16-24
ATI413-11X	1-1/32	5/16-24
ATI413-12	1-1/16	5/16-24
ATI413-12X	1-3/32	5/16-24
ATI413-13	1-1/8	5/16-24
ATI413-13X	1-5/32	5/16-24
ATI413-14	1-3/16	5/16-24
ATI413-14X	1-7/32	5/16-24
ATI413-15	1-1/4	5/16-24
ATI413-15X	1-9/32	5/16-24
ATI413-16	1-5/16	5/16-24
ATI413-16X	1-11/32	5/16-24
ATI41317	1-3/8	5/16-24
ATI413-17X	1-13/32	5/16-24
ATI413-18	1-7/16	5/16-24
ATI413-18X	1-15/32	5/16-24
ATI41319	1-1/2	1/2-20
ATI413-19X	1-17/32	1/2-20
ATI413-20	1-9/16	1/2-20
ATI413-20X	1-19/32	1/2-20
ATI413-21	1-5/8	1/2-20
ATI413-21X	1-21/32	1/2-20
ATI413-22	1-11/16	1/2-20
ATI413-22X	1-23/32	1/2-20

Part Number	Diameter	Thread
ATI41323	1-3/4	1/2-20
ATI413-23X	1-25/32	1/2-20
ATI41324	1-13/16	1/2-20
ATI413-24X	1-27/32	1/2-20
ATI413-25	1-7/8	1/2-20
ATI413-25X	1-29/32	1/2-20
ATI413-26	1-15/16	1/2-20
ATI413-26X	1-31/32	1/2-20
ATI413-27	2	1/2-20
ATI413-27X	2-1/32	1/2-20
ATI413-28	2-1/16	1/2-20
ATI413-28X	2-3/32	1/2-20
ATI413-29	2-1/8	1/2-20
ATI413-29X	2-5/32	1/2-20
ATI41330	2-3/16	1/2-20
ATI413-30X	2-7/32	1/2-20
ATI413-31	2-1/4	1/2-20
ATI413-31X	2-9/32	1/2-20
ATI413-32	2-5/16	1/2-20
ATI413-32X	2-11/32	1/2-20
ATI413-33	2-3/8	1/2-20
ATI413-33X	2-13/32	1/2-20
ATI413-34	2-7/16	1/2-20
ATI413-34X	2-15/32	1/2-20
ATI413-35	2-1/2	1/2-20
ATI413-35X	2-17/32	1/2-20
ATI413-36	2-9/16	1/2-20
ATI413-36X	2-19/32	1/2-20
ATI413-37	2-5/8	1/2-20
ATI413-37X	2-21/32	1/2-20
ATI413-38	2-11/16	1/2-20
ATI413-38X	2-23/32	1/2-20
ATI413-39	2-3/4	1/2-20
ATI413-39X	2-25/32	1/2-20
ATI413-40	2-13/16	1/2-20
ATI413-40X	2-27/32	1/2-20
ATI413-41	2-7/8	1/2-20
ATI413-41X	2-29/32	1/2-20
ATI413-42	2-15/16	1/2-20
ATI413-42X	2-31/32	1/2-20
ATI413-43	3	1/2-20
ATI413-43X	3-1/32	1/2-20
ATI413-44	3-1/16	1/2-20
ATI413-44X	3-3/32	1/2-20

Part Number	Diameter	Thread
ATI413-45	3-1/8	1/2-20
ATI413-45X	3-5/32	1/2-20
ATI413-46	3-3/16	1/2-20
ATI413-46X	3-7/32	1/2-20
ATI413-47	3-1/4	1/2-20
ATI413-47X	3-9/32	1/2-20
ATI413-48	3-5/16	1/2-20
ATI413-48X	3-11/32	1/2-20
ATI413-49	3-3/8	1/2-20
ATI413-49X	3-13/32	1/2-20
ATI413-50	3-7/16	1/2-20
ATI413-50X	3-15/32	1/2-20
ATI413-51	3-1/2	1/2-20
ATI413-51X	3-17/32	1/2-20
ATI413-52	3-9/16	1/2-20
ATI413-52X	3-19/32	1/2-20
ATI413-53	3-5/8	1/2-20
ATI413-53X	3-21/32	1/2-20
ATI413-54	3-11/16	1/2-20
ATI413-54X	3-23/32	1/2-20
ATI413-55	3-3/4	1/2-20
ATI413-55X	3-25/32	1/2-20
ATI41356	3-13/16	1/2-20
ATI413-56X	3-27/32	1/2-20
ATI413-57	3-7/8	1/2-20
ATI413-57X	3-29/32	1/2-20
ATI413-58	3-15/16	1/2-20
ATI413-58X	3-31/32	1/2-20
ATI413-59	4	1/2-20



SAFETY PRECAUTION: Read and follow all safety and operating instructions.
WARNING: Face & eye protection must be worn while operating power tools, per ANSI B186.1

CUTTING TOOLS AND MICROSTOPS
HOLE SAWS



COARSE TOOTH SERIES

This tooth configuration is designed to effect fast cutting of aluminum and steel. When the correct speed and feed is used, this hole saw will cut close tolerance holes even in Titanium.



ATI474 SERIES

Part Number	Diameter	Thread
ATI474-1	3/8	5/16-24
ATI474-1X	13/32	5/16-24
ATI474-2	7/16	5/16-24
ATI474-2X	15/32	5/16-24
ATI474-3	1/2	5/16-24
ATI4743X	17/32	5/16-24
ATI474-4	9/16	5/16-24
ATI474-4X	19/32	5/16-24
ATI474-5	5/8	5/16-24
ATI474-5X	21/32	5/16-24
ATI474-6	11/16	5/16-24
ATI4746X	23/32	5/16-24
ATI474-7	3/4	5/16-24
ATI474-7X	25/32	5/16-24
ATI474-8	13/16	5/16-24
ATI474-8X	27/32	5/16-24
ATI474-9	7/8	5/16-24
ATI4749X	29/32	5/16-24
ATI474-10	15/16	5/16-24
ATI474-10X	31/32	5/16-24
ATI474-11	1	5/16-24
ATI47411X	1-1/32	5/16-24
ATI474-12	1-1/16	5/16-24
ATI47412X	1-3/32	5/16-24
ATI474-13	1-1/8	5/16-24
ATI47413X	1-5/32	5/16-24
ATI474-14	1-3/16	5/16-24
ATI47414X	1-7/32	5/16-24
ATI474-15	1-1/4	5/16-24
ATI47415X	1-9/32	1/2-20
ATI474-16	1-5/16	1/2-20
ATI47416X	1-11/32	1/2-20
ATI474-17	1-3/8	1/2-20
ATI474-17X	1-13/32	1/2-20
ATI474-18	1-7/16	1/2-20
ATI474-18X	1-15/32	1/2-20
ATI474-19	1-1/2	1/2-20
ATI474-19X	1-17/32	1/2-20
ATI474-20	1-9/16	1/2-20
ATI47420X	1-19/32	1/2-20
ATI474-21	1-5/8	1/2-20
ATI47421X	1-21/32	1/2-20
ATI474-22	1-11/16	1/2-20
ATI47422X	1-23/32	1/2-20
ATI474-23	1-3/4	1/2-20
ATI47423X	1-25/32	1/2-20
ATI474-24	1-13/16	1/2-20
ATI474-24X	1-27/32	1/2-20

Part Number	Diameter	Thread
ATI474-25	1-7/8	1/2-20
ATI47425X	1-29/32	1/2-20
ATI474-26	1-15/16	1/2-20
ATI474-26X	1-31/32	1/2-20
ATI474-27	2	1/2-20
ATI474-27X	2-1/32	1/2-20
ATI474-28	2-1/16	1/2-20
ATI474-28X	2-3/32	1/2-20
ATI474-29	2-1/8	1/2-20
ATI474-29X	2-5/32	1/2-20
ATI474-30	2-3/16	1/2-20
ATI474-30X	2-7/32	1/2-20
ATI474-31	2-1/4	1/2-20
ATI47431X	2-9/32	1/2-20
ATI474-32	2-5/16	1/2-20
ATI474-32X	2-11/32	1/2-20
ATI474-33	2-3/8	1/2-20
ATI474-33X	2-13/32	1/2-20
ATI47434	2-7/16	1/2-20
ATI474-34X	2-15/32	1/2-20
ATI474-35	2-1/2	1/2-20
ATI474-35X	2-17/32	1/2-20
ATI47436	2-9/16	1/2-20
ATI47436X	2-19/32	1/2-20
ATI47437	2-5/8	1/2-20
ATI474-37X	2-21/32	1/2-20
ATI474-38	2-11/16	1/2-20
ATI474-38X	2-23/32	1/2-20
ATI474-39	2-3/4	1/2-20
ATI474-39X	2-25/32	1/2-20
ATI474-40	2-13/16	1/2-20
ATI474-40X	2-27/32	1/2-20
ATI474-41	2-7/8	1/2-20
ATI474-41X	2-29/32	1/2-20
ATI474-42	2-15/16	1/2-20
ATI474-42X	2-31/32	1/2-20
ATI474-43	3	1/2-20
ATI47443X	3-1/32	1/2-20
ATI47444	3-1/16	1/2-20
ATI474-44X	3-3/32	1/2-20
ATI47445	3-1/8	1/2-20
ATI47445X	3-5/32	1/2-20
ATI47446	3-3/16	1/2-20
ATI474-46X	3-7/32	1/2-20
ATI474-47	3-1/4	1/2-20
ATI474-47X	3-9/32	1/2-20
ATI474-48	3-5/16	1/2-20
ATI474-48X	3-11/32	1/2-20

Part Number	Diameter	Thread
ATI47449	3-3/8	1/2-20
ATI474-49X	3-13/32	1/2-20
ATI474-50	3-7/16	1/2-20
ATI474-50X	3-15/32	1/2-20
ATI474-51	3-1/2	1/2-20
ATI474-51X	3-17/32	1/2-20
ATI474-52	3-9/16	1/2-20
ATI474-52X	3-19/32	1/2-20
ATI474-53	3-5/8	1/2-20
ATI474-53X	3-21/32	1/2-20
ATI47454	3-11/16	1/2-20
ATI474-54X	3-23/32	1/2-20
ATI474-55	3-3/4	1/2-20
ATI474-55X	3-25/32	1/2-20
ATI47456	3-13/16	1/2-20
ATI474-56X	3-27/32	1/2-20
ATI474-57	3-7/8	1/2-20
ATI474-57X	3-29/32	1/2-20
ATI474-58	3-15/16	1/2-20
ATI474-58X	3-31/32	1/2-20
ATI474-59	4	1/2-20

HOLE SAW ARBORS

- Pilot and shank are ground to ensure tight concentricity
- Use with ATI413 and ATI474 hole saws



ATI415-1

Part Number	Shank Diameter	Pilot Diameter	Thread
ATI415-0	1/4	3/16	5/16-24
ATI415-1	1/4	1/4	5/16-24
ATI415-2	1/2	1/4	1/2-20
ATI415-3	1/2	3/8	1/2-20
ATI415-10	1/4	1/4	1/2-20



SAFETY PRECAUTION: Read and follow all safety and operating instructions.
WARNING: Face & eye protection must be worn while operating power tools, per ANSI B186.1



**CUTTING TOOLS AND MICROSTOPS
COUNTERBORES**

- Aircraft style, straight shank counterbores are used to cut flat areas or recesses for bolt heads and nuts
- Use with ATI489 replaceable counterbore pilots
- A set screw ensures pilot stays in the counterbore
- Standard counterbores have no corner radius

Note: Corner radius available upon special order.

Part Number	Diameter	Pilot Hole Diameter	Shank Diameter
ATI488C-0	3/16	3/32	1/4
ATI488C-1	1/4	3/32	1/4
ATI488C-2	9/32	3/32	1/4
ATI488C-3	5/16	3/32	1/4
ATI488C-4	11/32	3/32	1/4
ATI488C-5	3/8	3/32	1/4
ATI488C-6	13/32	1/8	1/4
ATI488C-7	7/16	1/8	1/4
ATI488C-8	15/32	1/8	1/4
ATI488C-9	1/2	1/8	1/4
ATI488C-10	17/32	1/8	1/4
ATI488C-11	9/16	1/8	1/4

Part Number	Diameter	Pilot Hole Diameter	Shank Diameter
ATI488C-12	19/32	1/8	1/4
ATI488C-13	5/8	1/8	1/4
ATI488C-14	21/32	3/16	1/4
ATI488C-15	11/16	3/16	1/4
ATI488C-16	23/32	3/16	1/4
ATI488C-17	3/4	3/16	1/4
ATI488C-18	25/32	3/16	1/4
ATI488C-19	13/16	3/16	1/4
ATI488C-20	27/32	3/16	1/4
ATI488C-21	7/8	3/16	1/4
ATI488C-22	29/32	3/16	1/4
ATI488C-23	15/16	3/16	1/4
ATI488C-24	31/32	3/16	1/4



Part Number	Diameter	Pilot Hole Diameter	Shank Diameter
ATI488C-25	1	3/16	1/4
ATI488C-26	1 1/16	3/16	3/8
ATI488C-27	1 1/8	3/16	3/8
ATI488C-28	1 3/16	3/16	3/8
ATI488C-29	1 1/4	3/16	3/8
ATI488C-30	1 5/16	3/16	3/8
ATI488C-31	1 3/8	3/16	3/8
ATI488C-32	1 1/2	3/16	3/8

COUNTERBORE PILOTS

- Use these pilots with ATI488C counterbores
- Match the shank diameter of the pilot to the pilot hole diameter of the counterbore

Part Number	Pilot Diameter	Shank Diameter
ATI489A-1	3/32	3/32
ATI489A-2	1/8	3/32
ATI489A-3	5/32	3/32
ATI489A-4	#21	3/32
ATI489A-5	3/16	3/32
ATI489A-6	#10	3/32
ATI489A-7	7/32	3/32
ATI489A-8	1/4	3/32
ATI489A-9	F	3/32
ATI489A-10	9/32	3/32
ATI489A-11	5/16	3/32

Part Number	Pilot Diameter	Shank Diameter
ATI489B-2	1/8	1/8
ATI489B-3	5/32	1/8
ATI489B-4	#21	1/8
ATI489B-5	3/16	1/8
ATI489B-6	#10	1/8
ATI489B-7	7/32	1/8
ATI489B-8	1/4	1/8
ATI489B-9	F	1/8
ATI489B-10	9/32	1/8
ATI489B-11	5/16	1/8
ATI489B-12	11/32	1/8
ATI489B-13	3/8	1/8
ATI489B-14	13/32	1/8
ATI489B-15	7/16	1/8
ATI489B-16	15/32	1/8
ATI489B-17	1/2	1/8

Part Number	Pilot Diameter	Shank Diameter
ATI489C-5	3/16	3/16
ATI489C-6	#10	3/16
ATI489C-7	7/32	3/16
ATI489C-8	1/4	3/16
ATI489C-9	F	3/16
ATI489C-10	9/32	3/16
ATI489C-11	5/16	3/16
ATI489C-12	11/32	3/16
ATI489C-13	3/8	3/16
ATI489C-14	13/32	3/16
ATI489C-15	7/16	3/16
ATI489C-16	15/32	3/16
ATI489C-17	1/2	3/16
ATI489C-18	17/32	3/16
ATI489C-19	9/16	3/16
ATI489C-20	19/32	3/16
ATI489C-21	5/8	3/16
ATI489C-22	21/32	3/16
ATI489C-23	11/16	3/16
ATI489C-24	23/32	3/16
ATI489C-25	3/4	3/16



COUNTERBORE EXTENSION

Counterbore extensions are precision ground to insure concentricity. Used for counterboring in recesses or tight access areas where a longer shank is required.

Part Number	Shank Diameter	"L"
ATI470A-1	1/4"	4"
ATI470A-2	1/4"	6"



WARNING SAFETY PRECAUTION: Read and follow all safety and operating instructions. WARNING: Face & eye protection must be worn while operating power tools, per ANSI B186.1



CUTTING TOOLS AND MICROSTOPS
MICRO MILLER RIVET SHAVER

ATI429SXC

- 3/4" Cutter Capacity
- .0005" Depth Adjustment
- Sioux 1.0 HP 20,000 RPM Power Unit
- Comfort Grip
- Includes ATI429A-4 Skirt



ATI429SXC

MICRO MILLER CUTTERS AND SKIRTS

ATI429 SERIES

A carbide insert cutter to ensure a hard cutting edge and precision ground to produce a chatter-free cut.

Part Number (Cutter)	Part Number (Skirt)	Diameter
ATI429B-0	ATI429A-1	1/4"
ATI429B-1	ATI429A-1	5/16"
ATI429B2	ATI429A-2	3/8"
ATI429B-3	ATI429A-3	7/16"
ATI429B-4	ATI429A-4	1/2"
ATI429B-5	ATI429A-5	9/16"
ATI429B-6	ATI429A-6	5/8"
ATI429B-7	ATI429A-7	3/4"



ATI429B-6



ATI429A-7

RIVET SHAVER KIT

ATI590L

- Includes ATI429SXC Rivet Shaver
- Carbide cutters and skirts for 5/16", 3/8", 7/16", 1/2", 9/16", 5/8" AND 3/4" rivet heads
- Kit box with cutouts provides protection and quick identification of missing components



SAFETY PRECAUTION: Read and follow all safety and operating instructions.
WARNING: Face & eye protection must be worn while operating power tools, per ANSI B186.1



HI-LOK® TOOLS AND ACCESSORIES

Hi-Lok® Fasteners are the most commonly used lightweight, tamperproof fasteners in the aviation industry. A registered trademark of Hi-Shear Corp, Hi-Lok® fasteners' unique advantages are two-fold. First, Hi-Lok® fasteners yield very consistent clamp force when properly installed, a critical requirement when securing aviation panels. Second, the Hi-Lok® fastener's "frangible" collar shears off upon reaching the required torque, yielding a tamperproof mechanical connection. Hi-Lok® fasteners are most often used in aviation wing assemblies.

ATI offers an extensive line of installation and removal tools to support this product category. Constant refinement of our original designs has resulted in a line of hand tools offering maximum efficiency and trouble-free use. This has been accomplished by ATI's designers and field representatives working closely with aircraft manufacturers to solve production problems.

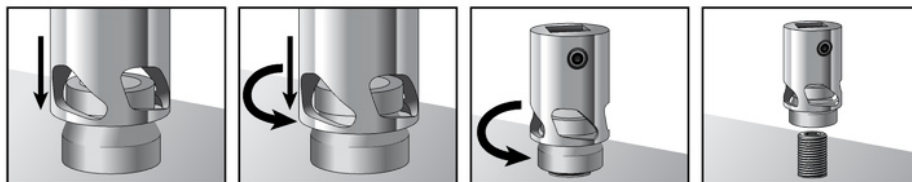
HI-LOK® INSTALLATION



Installing the Hi-Lok® fastener with the "Roller Clutch" wrench.

Hi-Lok® fasteners completely installed.

HI-LOK® REMOVAL

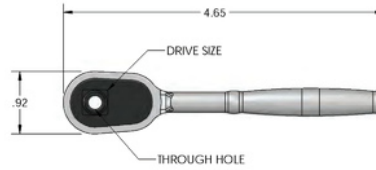




HI-LOK® TOOLS AND ACCESSORIES
HI-LOK® INSTALLATION TOOLS

HI-LOK® REVERSIBLE RATCHET WRENCH, 1/4" AND 3/8" DRIVE

Part Number	Description
ATI3594	1/4" Ratchet, 72 tooth, dual pawl, reversing
ATI3595	3/8" Ratchet, 72 tooth, dual pawl, reversing



HI-LOK® 6-POINT SOCKETS

Chrome-plated with set screw to secure socket to ratchet.


Part Number	Drive	Hex Size
ATI3596-.19	1/4"	3/16"
ATI3596-.22	1/4"	7/32"
ATI3596-.25	1/4"	1/4"
ATI3596-.28	1/4"	9/32"
ATI3596-.31	1/4"	5/16"
ATI3596-.34	1/4"	11/32"
ATI3596-.38	1/4"	3/8"
ATI3597-.38	3/8"	3/8"
ATI3597-.44	3/8"	7/16"
ATI3597-.50	3/8"	1/2"



ATI3596-.31



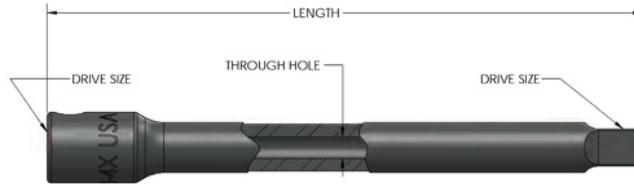
ATI3597-.38



HI-LOK® RATCHET EXTENSIONS

For use with ATI3594 and ATI3595 ratchets and all sockets listed in above table.

Part Number	Drive	Length
ATI3594-2X	1/4"	2"
ATI3594-4X	1/4"	4"
ATI3597-3X	3/8"	3"



HI-LOK® INSTALLATION KITS

ATI3594K Frangible Collar Installation Kit
 Kit for installing frangible collar fasteners, including Hi-Lok® and Hi-Lite®.



ATI3594K

Kit includes:

1	ATI3594	1	ATI3596-.31
1	ATI3596-.19	1	ATI3596-.34
1	ATI3596-.22	1	ATI3596-.38
1	ATI3596-.25	1	ATI3594-2X
1	ATI3596-.28	1	ATI3594-4X
1	Hex Wrench	2	T-Hex Wrenches

ATI3600K Comprehensive Frangible Collar Installation Kit
 Comprehensive kit for installing frangible collar fasteners, including Hi-Lok® and Hi-Lite®.



ATI3600K

Kit includes:

1	ATI3594	1	ATI3595
1	ATI3596-.19	1	ATI3596-.34
1	ATI3596-.22	1	ATI3596-.38
1	ATI3596-.25	1	ATI3597-.38
1	ATI3596-.28	1	ATI3597-.44
1	ATI3596-.31	1	ATI3597-.50
1	ATI3594-2X	1	ATI3597-3X
1	Hex Wrench	4	T-Hex Wrenches



SAFETY PRECAUTION: Read and follow all safety and operating instructions.
WARNING: Face & eye protection must be worn while operating power tools, per ANSI B186.1



HI-LOK® TOOLS AND ACCESSORIES
HI-LOK® ROLLER CLUTCH WRENCH

- Smooth instantaneous engagement
- Good for limited access areas with limited handle rotation



Part Number	Function	Drive	Length	Finish	(ATISK3539A5)	(ATISK3539A8)
ATI3539IT14	Installation	1/4" Hex Socket	3"	Black Oxide	X	X
ATISK3539	Installation	1/4" Square	3"	Black Oxide	X	X
ATISK3539L	Installation	1/4" Square	6"	Black Oxide		
ATI3539I1132	Installation	11/32" Hex Socket	3"	Black Oxide	X	X
ATI3539IT38	Installation	3/8" Hex Socket	3"	Black Oxide		X
ATI3539IT516	Installation	5/16" Hex Socket	3"	Black Oxide	X	X
ATI3539IT716	Installation	7/16" Hex Socket	3"	Black Oxide		X
ATI3539IT732	Installation	7/32" Hex Socket	3"	Black Oxide	X	X
ATISK3539B	Installation	1/4" Square	3"	Zinc		
ATISK3539BL	Installation	1/4" Square	6"	Zinc		
ATISK3539LR	Removal	1/4" Square	6"	Black Oxide		
ATISK3539R	Removal	1/4" Square	3"	Black Oxide		X

HI-LOK® ROLLER CLUTCH WRENCH KITS

ATISK3539A5 Roller Clutch Wrench Kit, 5-PC



Kit includes:

1	ATI2979	1	ATI3539IT14
1	ATISK3539	1	ATI3539I1132
1	ATI3539IT732	1	ATI3539IT516

ATISK3539A8 Roller Clutch Wrench Kit, 8-PC



Kit includes:

1	ATI2979	1	ATI3539I1132
1	ATISK3539	1	ATI3539IT516
1	ATISK3539R	1	ATI3539IT38
1	ATI3539IT732	1	ATI3539IT716
1	ATI3539IT14		

ATISK3539LPR Roller Clutch Wrench Kit

This Roller Clutch Wrench Kit consists of two clutch-driven handles, seven insertion tools and three hex wrenches. The sockets and square drive can be inserted in either side of the two-way handle, providing both insertion and removal capabilities. The operator simply removes the socket from one end, and inserts it into the other, to reverse the installation process. These shallow sockets extend 1/4" beyond the thickness of the handle. Assembled, the working end of the tool measures a mere 3/4", allowing maximum close-quarter flexibility.



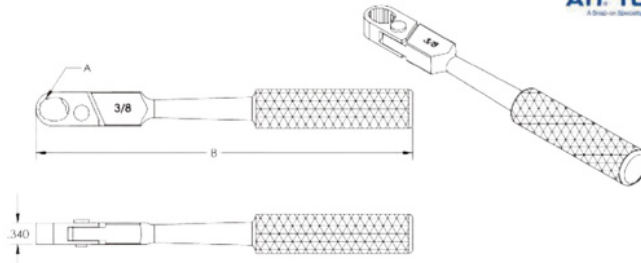
SAFETY PRECAUTION: Read and follow all safety and operating instructions.
WARNING: Face & eye protection must be worn while operating power tools, per ANSI B186.1



HI-LOK® TOOLS AND ACCESSORIES
12-POINT CLOSE CLEARANCE RATCHET WRENCH

ATI2650 SERIES

Part Number	'A'	'B'
ATI2650-8	1/4"	4-1/4"
ATI2650-10	5/16"	5-3/8"
ATI2650-12	3/8"	6-1/8"
ATI2650-14	7/16"	6-3/8"



HI-LOK® REMOVAL TOOLS

HI-LOK® REMOVAL PLIERS
ATI2979U

Serrated-jaw pattern for removal of all aluminum frangible collars. Comfort grip handles. Easy access into tight areas.



ATI2979U



FRANGIBLE COLLAR REMOVAL SOCKETS
ATI3585 SERIES

- New Patent-Pending design immediately engages collars with minimal downward force
- Design allows for easy removal of collars from socket after removal
- Sockets feature 1/4" drive and a set screw holds the socket in place on ratchet
- Removes most collars such as Hi-Lok®, Hi-Lite®, Eddie Bolt® and HUICK threaded collar systems, including stainless steel and aluminum
- Versatility: One ATI3585 removal socket can accommodate multiple fastener sizes
- Compact size enables removal in the tightest access areas

Part Number	Pin Size	Description
ATI3585-5B	5/32"	Removes most 5/32" Hi-Lok® and Hi-Lite® collars, aluminum and stainless steel
ATI3585-6A	3/16"	Removes most 3/16" Hi-Lok® and Hi-Lite® collars, stainless steel material
ATI3585-6B	3/16"	Removes most 3/16" Hi-Lok® and Hi-Lite® collars, aluminum material
ATI3585-8A	1/4"	Removes most 1/4" Hi-Lite® collars, aluminum and stainless steel material
ATI3585-8B	1/4"	Removes most 1/4" Hi-Lok® collars, stainless steel material
ATI3585-8C	1/4"	Removes most 1/4" Hi-Lok® collars, aluminum material
ATI3585-10A	5/16"	Removes most 5/16" Hi-Lite® collars, aluminum and stainless steel material
ATI3585-10B	5/16"	Removes most 5/16" Hi-Lok® collars, stainless steel material
ATI3585-10C	5/16"	Removes most 5/16" Hi-Lok® collars, aluminum material
ATI3585-12A	3/8"	Removes most 3/8" Hi-Lite® collars, aluminum and stainless steel material
ATI3585-12B	3/8"	Removes most 3/8" Hi-Lok® collars, stainless steel material
ATI3585-12C	3/8"	Removes most 3/8" Hi-Lok® collars, aluminum material



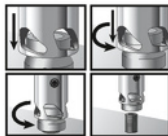
FRANGIBLE COLLAR REMOVAL SOCKET SET WITH RAIL
ATI3585-6PC



ATI3585-6PC

6-PC set includes:

ATI3585-5B	ATI3585-8A
ATI3585-6A	ATI3585-8B
ATI3585-6B	ATI3585-8C



FRANGIBLE COLLAR REMOVAL SOCKET KIT
ATI3588K

Comprehensive kit designed for removing various frangible collars including Hi-Lok® and Hi-Lite® fasteners. Sizes 5/32", 3/16", and 1/4"

Kit includes:

1	ATI3594	1	ATI3585-8C
1	ATI3585-5B	1	ATI2979U
1	ATI3585-6A	1	ATI3594-2X
1	ATI3585-6B	1	ATI3594-4X
1	ATI3585-8A	1	Hex Wrench
1	ATI3585-8B	2	T-Hex Wrench



ATI3588K

70



SAFETY PRECAUTION: Read and follow all safety and operating instructions.
WARNING: Face & eye protection must be worn while operating power tools, per ANSI B186.1



SHOP TOOLS

This product section illustrates various tools which were designed to meet specific applications in the fabrication of modern aircraft.



**MINA-VACS • SCREW REMOVAL TOOLS • CYLINDRICAL BODY SKIN
CLAMP RUNNER • TEMPORARY FASTENERS AND CLAMPS**



SHOP TOOLS
PLIERS AND CLAMPS

CANNON PLUG CONNECTOR PLIERS

ATI508K

- Slip-joint handles
- Serrated, replaceable plastic jaws (ATI508K-4)
- Adjustable grip range from 3/4" to 2-1/2" diameter
- Used to tighten or loosen threaded collars on electrical connectors



ATI508K

ATI508KG

ATI508K with high visibility cushioned grips



ATI508KG

ATI508K-4

Replaceable pads for ATI508K and ATI508KG



ATI508K-4

ROBO GRIP® CANNON PLUG CONNECTOR PLIERS

Robo Grip pliers are the only pliers that automatically self-adjust, for true one-handed operation. The jaws adjust as quickly as your hand can squeeze, making every job faster and easier. Narrow jaws allow easy access to the tightest places with the least clearance.

Part Number	Description
RCP8	Cannon plug connector pliers, straight head, 1-5/8" capacity, 8" length, self-adjusting
RCP9	Cannon plug connector pliers, straight head, 3" capacity, 9" length, self-adjusting
ACP8	Cannon plug connector pliers, 30° offset angled head, 1-5/8" capacity, 8" length, self-adjusting



ACP8



RCP8

CAMLOC PLIERS

ATI044P3

For use with Camloc Fasteners, Stud Series 2000, 2700, and 4002.



ATI044P3


SHEET HOLDER PLIERS

- Forged steel
- Available with ergonomically designed cushioned grips

Part Number	Description
ATI508S	For use with ATI542, ATI543, ATI544, and plier-operated sheet holders and side grip clamps
ATI508SG	ATI508S with high visibility cushioned grips



ATI508S



ATI508SG



SAFETY PRECAUTION: Read and follow all safety and operating instructions.
WARNING: Face & eye protection must be worn while operating power tools, per ANSI B186.1



**SHOP TOOLS
PLIERS AND CLAMPS**




AT1542

SPRING TENSION CLAMPS

- U-Clamp, plier operated; 70-pound clamping force
- Designed to use with ATI508S or ATI508SG

Part Number	Material	Material Capacity	Reach
AT1542	Zamak	0-7/16"	2"
AT1542S	Steel	0-7/16"	2"
AT1543	Zamak	1/4"-15/32"	3"
AT1544	Zamak	1/2"-3/4"	3-1/2"



AT1550SG

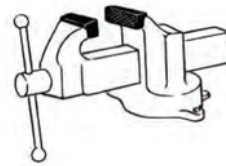
**SIDE-GRIP CLAMPS
ATI550 SERIES**

- Plier-operated, spring loaded
- Minimal surface marring
- Spring design prevents over tightening
- 60 pounds clamping force

Part Number	Material Capacity	Reach	OAL
AT1550SG	0-3/4"	1"	2-7/16"
AT1551SG	0-3/4"	1/2"	2-7/16"
AT1552SG	0-1/2"	1"	2-3/16"
AT1553SG	0-1/2"	1/2"	2-3/16"

VICE SLEEVES

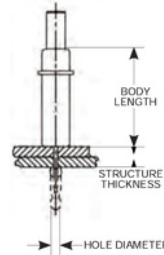
Part Number	Description
AT1529	Vice sleeves, molded rubber, 4" jaw sold in pairs
AT1530	Vice sleeves, molded rubber, 4-1/2" jaw sold in pairs



TEMPORARY FASTENERS

PLIER OPERATED TEMPORARY FASTENERS

Part Number	Grip Range	Body Length	Size	For Drill	Color
AT1551M	0-1/4"	1-29/64"	3/32"	#40	ZINC
AT1552M	0-1/4"	1-29/64"	1/8"	#30	COPPER
AT1553M	0-1/4"	1-29/64"	5/32"	#21	BLACK
AT1554M	0-1/4"	1-29/64"	3/16"	#10	BRASS
AT1556M	0-1/4"	1-31/64"	1/4"	1/4"	COPPER
AT1551MHD	0-1/2"	1-7/64"	3/32"	#40	ZINC
AT1552MHD	0-1/2"	1-7/64"	1/8"	#30	COPPER
AT1553MHD	0-1/2"	1-7/64"	5/32"	#21	BLACK
AT1554MHD	0-1/2"	1-7/64"	3/16"	#10	BRASS
AT1556MHD	0-1/2"	1-47/64"	1/4"	1/4"	COPPER



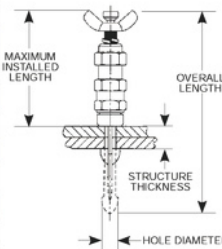
AT1552M



AT1552MHD

MANUAL OPERATED TEMPORARY FASTENERS, WING NUT

Part Number	Grip Range	Body Length (OAL)	Size	For Drill	Color
AT1551W NX	0-1/2"	2-7/8"	3/32"	#40	ZINC
AT1552W NX	0-1/2"	2-7/8"	1/8"	#30	COPPER
AT1553W NX	0-1/2"	2-7/8"	5/32"	#21	BLACK
AT1554W NX	0-1/2"	2-7/8"	3/16"	#10	BRASS
AT1556W NX	0-1/2"	2-7/8"	1/4"	1/4"	COPPER
AT1551W NXL	0-1"	3-7/8"	3/32"	#40	ZINC
AT1552W NXL	0-1"	3-7/8"	1/8"	#30	COPPER
AT1553W NXL	0-1"	3-7/8"	5/32"	#21	BLACK
AT1554W NXL	0-1"	3-7/8"	3/16"	#10	BRASS
AT1556W NXL	0-1"	3-7/8"	1/4"	1/4"	COPPER



AT1552W NX



AT1552W NXL



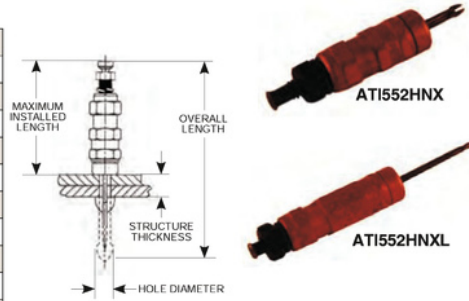
SAFETY PRECAUTION: Read and follow all safety and operating instructions.
WARNING: Face & eye protection must be worn while operating power tools, per ANSI B186.1



SHOP TOOLS
TEMPORARY FASTENERS

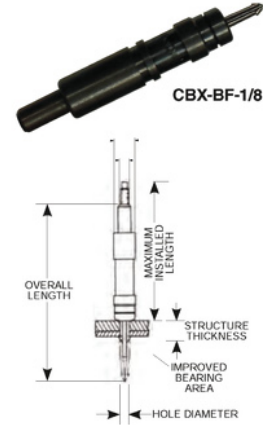
POWER OPERATED TEMPORARY FASTENERS, HEX NUT

Part Number	Grip Range	Body Length (OAL)	Size	For Drill	Color
ATI551HNX	0-1/2"	2-7/8"	3/32"	#40	ZINC
ATI552HNX	0-1/2"	2-7/8"	1/8"	#30	COPPER
ATI553HNX	0-1/2"	2-7/8"	5/32"	#21	BLACK
ATI554HNX	0-1/2"	2-7/8"	3/16"	#10	BRASS
ATI556HNX	0-1/2"	2-7/8"	1/4"	1/4"	COPPER
ATI551HNXL	0-1"	3-7/8"	3/32"	#40	ZINC
ATI552HNXL	0-1"	3-7/8"	1/8"	#30	COPPER
ATI553HNXL	0-1"	3-7/8"	5/32"	#21	BLACK
ATI554HNXL	0-1"	3-7/8"	3/16"	#10	BRASS
ATI556HNXL	0-1"	3-7/8"	1/4"	1/4"	COPPER



POWER OPERATED TEMPORARY FASTENERS, CYLINDRICAL BODY

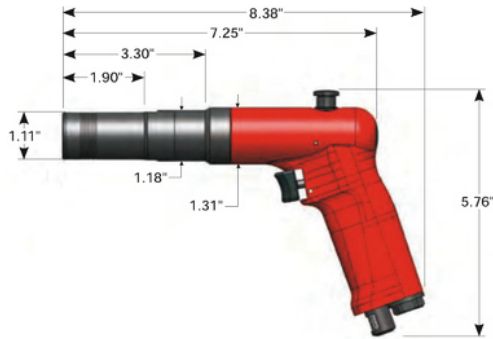
Part Number	Part Number W/ Plastic Cap	Body Length (OAL)	Grip Range	Size	For Drill	Color
CBXBF332PC	CBXBF332PC	4-1/32"	0-1/2"	3/32"	#40	ZINC
CBX-BF-1/8	CBXBF18PC	4-1/16"	0-1/2"	1/8"	#30	COPPER
CBX-BF-5/32	CBXBF532PC	4-3/32"	0-1/2"	5/32"	#21	BLACK
CBXBF316	CBXBF316PC	4-1/8"	0-1/2"	3/16"	#10	BRASS
CBX-BF-1/4	CBXBF14PC	4-5/32"	0-1/2"	1/4"	1/4"	COPPER
CBXL-BF-3/32	CBXLBFB332PC	5-1/32"	0-1"	3/32"	#40	ZINC
CBXL-BF-1/8	CBXLBFB18PC	5-1/16"	0-1"	1/8"	#30	COPPER
CBXLBFB532	CBXLBFB532PC	5-3/32"	0-1"	5/32"	#21	BLACK
CBXL-BF-3/16	CBXLBFB316PC	5-1/8"	0-1"	3/16"	#10	BRASS
CBXL-BF-1/4	CBXLBFB14PC	5-5/32"	0-1"	1/4"	1/4"	COPPER



SKIN CLAMP RUNNER, FOR CYLINDRICAL BODY FASTENERS

ATI800FG

- Heavy duty, lightweight, and compact
- Standard model maximum torque at 25 in lbs.
- Push button rapid reverse with lock position
- Greater torque in reverse eases removal of installed fastener
- Dual roller clutch carriers for longevity
- CE Certified



ATI800FGC TORQUE CONTROL CLUTCH

- Heavy duty, lightweight, and compact
- Adjustable clutch for specific torque applications
- Push button rapid reverse with lock position
- Greater torque in reverse eases removal of installed fastener
- Dual roller clutch carriers for longevity
- CE Certified



SAFETY PRECAUTION: Read and follow all safety and operating instructions.
WARNING: Face & eye protection must be worn while operating power tools, per ANSI B186.1



TORQ-SET™ INSERT BIT

Part Number	Size	OAL
ATIT0A1	0"	1"
ATIT1A1	1"	1"
ATIT2A1	2"	1"
ATIT3A1	3"	1"
ATIT4A1	4"	1"
ATIT5A1	5"	1"
ATIT6A1	6"	1"
ATIT8A1	8"	1"
ATIT10A1	10"	1"
ATIT16A1	1/4"	1"

TORQ-SET™ SCREWDRIVERS

This accessory combines both bit and driver for installation of Torq-Set® insert bits. Shock-proof and non-flammable, the handles are deep fluted for grip and turning power. Carried in standard point sizes 4, 6, 8, 10 and 1/4".



Part Number	Point Size	Driver	Driver Length	OAL
ATI268P4	4	1/4" Hex	3-1/8"	7-1/16"
ATI268P6	6	1/4" Hex	4"	7-15/16"
ATI268P8	8	1/4" Hex	4"	7-15/16"
ATI268P10	10	1/4" Hex	4"	7-15/16"
ATI268P-1/4	1/4"	5/16" Hex	6"	10-1/2"

HI-TORQUE® DRIVER

Square Drive Insert Bits

Part Number	Hex Insert	Blade Thickness	Blade Width	Body Diameter	Length
ATIHTS1	1/4"	.049	.274	1/2"	1"
ATIHTS-2	1/4"	.059	.295	1/2"	1"
ATIHTS-3	1/4"	.059	.377	1/2"	1"
ATIHTS-4	1/4"	.073	.502	1/2"	1"
ATIHTS-5	3/8"	.079	.629	3/4"	1-1/4"
ATIHTS6	3/8"	.095	.745	3/4"	1-1/4"



ATIHTS-3

8-SPLINE OCTAGONAL SOCKETS

These sockets are used extensively on P3 Patrol and A-10 Wart Hog maintenance. The Kaynar fastener is also used on Airbus wing sections. High-quality tool steel with nickel-chrome plating.

Part Number	Reference	Description	Fastener Size
ATISK3686-2T	W-603-2	Socket, 8-Spline, Octagonal	#8
ATISK3686-3T	W-603-3	Socket, 8-Spline, Octagonal	#10
ATISK3686-4T	W-603-4	Socket, 8-Spline, Octagonal	1/4"
ATISK3686-5F	W-603-5	Socket, 8-Spline, Octagonal	5/16"
ATISK3686-6F	W-603-6	Socket, 8-Spline, Octagonal	3/8"
ATISK3686-7S	W-603-7	Socket, 8-Spline, Octagonal	7/16"
ATISK3686-8S	W-603-8	Socket, 8-Spline, Octagonal	1/2"
ATISK3686-9S	W-603-9	Socket, 8-Spline, Octagonal	9/16"
ATISK368610S	W-603-10	Socket, 8-Spline, Octagonal	5/8"




SCREW REMOVAL TOOLS

ATI540 SERIES

These tools are useful in removing screws that are corroded and cannot be loosened by conventional methods without skin damage. Designed with a parker taper .401 shank to fit most standard rivet guns and held in place by a retainer spring. Available with 3/8" male drive or 1/4" machined hex bit receptacle.

Part Number	Type	SHANK	OAL
ATI540	3/8" square drive	.401	9"
ATI540S	3/8" square drive	.401	4-1/2"
ATI540BS-5	1/4" hex receptacle	.401	5-1/2"
ATI540BL-7	1/4" hex receptacle	.401	7-1/2"
*ATI540SE-5	1/4" hex bit adaptor, 3/8" square drive		

*Use with ATI540 or ATI540S



ATI540



ATI540SE-5



SAFETY PRECAUTION: Read and follow all safety and operating instructions.
WARNING: Face & eye protection must be worn while operating power tools, per ANSI B186.1

SHOP TOOLS
SCREW REMOVAL TOOLS



EL BRUTUS...THE ORIGINAL

This unique assembly removes the most stubborn screws such as Phillips, Tri-Wing, Hi-Torque and more. Heat-treated and plated for long durability. A favorite of both military and airframe technicians.

Part Number	Screw Capacity	Weight	OAL
ATI540-5	#8 to 1/4"	3.2 lbs.	17"
ATI540-7	1/4" to 3/8"	5.4 lbs.	18-3/4"



MINA-VACS PNEUMATIC

ATI560C PLASTIC MODEL
ATI560M ALUMINUM MODEL

- Vacuum force more than twice the amount of other brands
- Removes objects such as clecos up to 3/4" diameter from confine spaces
- Built-in chip deflector to minimize bag damage
- Equipped with an "on" and "off" trigger button that can be locked in the "on" position
- Includes ATI560A-3 bag but no extension hose

Vacuum Assembly	Housing Material	Extension Hose Part Number	Hose Material	Hose Length	Bag Part Number
ATI560C	PLASTIC	N/A	N/A	N/A	ATI560A-3
ATI560CWCF12	PLASTIC	ATI560CF12	FLEXIBLE PLASTIC	12	ATI560A-3
ATI560CWCF18	PLASTIC	ATI560CF18	FLEXIBLE PLASTIC	18	ATI560A-3
ATI560CWCF24	PLASTIC	ATI560CF24	FLEXIBLE PLASTIC	24	ATI560A-3
ATI560M	ALUMINUM	N/A	N/A	N/A	ATI560A-3
ATI560MF12	ALUMINUM	ATI560MFE12	FLEXIBLE PLASTIC	12	ATI560A-3
ATI560MF18	ALUMINUM	ATI560MFE18	FLEXIBLE PLASTIC	18	ATI560A-3
ATI560MF24	ALUMINUM	ATI560MFE24	FLEXIBLE PLASTIC	24	ATI560A-3
ATI560MF-36	ALUMINUM	ATI560MFE36	FLEXIBLE PLASTIC	36	ATI560A-3
ATI560MHDF18	ALUMINUM	ATI560MFE18	FLEXIBLE PLASTIC	18	ATI560HD3
ATI560MR-12	ALUMINUM	ATI560MRE12	RIGID PLASTIC	12	ATI560A-3
ATI560MR18	ALUMINUM	ATI560MRE18	RIGID PLASTIC	18	ATI560A-3
ATI560MR36	ALUMINUM	ATI560MRE36	RIGID PLASTIC	36	ATI560A-3



MINA-VAC

ATI560MH MINA-VAC WITH HEPA BAG AND 12" PLASTIC HOSE

The ATI560MH uses the ATI560M aluminum housing for better strength and durability. Comes with a 3M filter bag and adaptor. HEPA bag reduces exposure to cadmium and hexavalent chromium dust. Airtight cap on filter bag insures FOD containment.

HEPA FILTER BAG
Part Number 70071472602
For use with ATI560MH only



MINA-VAC ACCESSORIES

Part Number	Description
ATI560A-3	Vacuum Bag, Replacement for use with ATI560C or ATI560M
ATI560HD-3	Vacuum Bag, Heavy Duty. Vinyl Reinforcement
ATI560A-4	Clip for Vacuum Bag
ATI560R10	Extension Tube, Rigid PVC, 12" OAL



SAFETY PRECAUTION: Read and follow all safety and operating instructions.
WARNING: Face & eye protection must be worn while operating power tools, per ANSI B186.1



SHOP TOOLS

RATCHETING TORQUE WRENCH ASSEMBLY

RTW Series

These ratcheting torque wrenches are designed for use on fuel-, hydraulic-, and oxygen-line fittings, where specific torque requirements are mandated. The assembly consists of pre-set "clicker" torque wrenches designed and manufactured by CDI Torque Products, and ratcheting jaws, plates, and adapter manufactured by ATI.

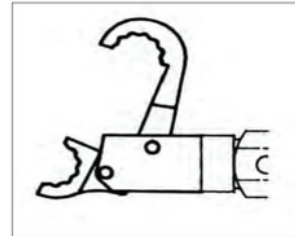
Order by BASIC PART NUMBER-HEX SIZE IN 1/64" INCREMENT- TORQUE REQUIREMENT (IN-LBS)

	Part Number	Description
Ex.	RTW40-190	5/8" Ratcheting Jaws, 190 in. lbs.
Ex.	RTW80-100	1-1/4" Ratcheting Jaws, 100 in. lbs.



FEATURES:

- Torques in both right and left hand directions; automatic reset when force on handle is released
- Torque limiting positive sensory "click" when preset torque is reached
- Smooth knurled steel hand-hold for comfortable, safe grip
- Handle length proportioned to torque range of wrench for minimum user fatigue
- Tamper-proof torque setting for production line use
- Wrench assembly snaps open to accommodate existing installations
- Flank-drive, hardened-steel jaws
- All handle parts are made of alloy steel for maximum life and calibration retention
- Duratorque high duty alloy steel spring for accuracy and long life



INTERCHANGEABLE RATCHET HEADS



RTWH Series

Order by BASIC PART NUMBER-HEX SIZE IN 1/64" INCREMENT- SHANK SIZE (J OR Y)

Part Number	Description
RTWH26J	7/16" Ratchet Head Assembly, J Shank
RTWH32J	1/2" Ratchet Head Assembly, J Shank
RTWH36J	9/16" Ratchet Head Assembly, J Shank
RTWH36Y	9/16" Ratchet Head Assembly, Y Shank
RTWH40J	5/8" Ratchet Head Assembly, J Shank
RTWH40Y	5/8" Ratchet Head Assembly, Y Shank
RTWH44J	11/16" Ratchet Head Assembly, J Shank
RTWH48J	3/4" Ratchet Head Assembly, J Shank
RTWH48Y	3/4" Ratchet Head Assembly, Y Shank
RTWH52J	13/16" Ratchet Head Assembly, J Shank
RTWH56J	7/8" Ratchet Head Assembly, J Shank
RTWH56Y	7/8" Ratchet Head Assembly, Y Shank
RTWH60J	15/16" Ratchet Head Assembly, J Shank
RTWH60Y	15/16" Ratchet Head Assembly, Y Shank

Part Number	Description
RTWH64J	1" Ratchet Head Assembly, J Shank
RTWH64Y	1" Ratchet Head Assembly, Y Shank
RTWH72Y	1-1/8" Ratchet Head Assembly, Y Shank
RTWH80J	1-1/4" Ratchet Head Assembly, J Shank
RTWH80Y	1-1/4" Ratchet Head Assembly, Y Shank
RTWH88Y	1-3/8" Ratchet Head Assembly, Y Shank
RTWH96J	1-1/2" Ratchet Head Assembly, J Shank
RTWH96Y	1-1/2" Ratchet Head Assembly, Y Shank
RTWH104Y	1-5/8" Ratchet Head Assembly, Y Shank
RTWH120Y	1-7/8" Ratchet Head Assembly, Y Shank
RTWH128J	2" Ratchet Head Assembly, J Shank
RTWH128Y	2" Ratchet Head Assembly, Y Shank
RTWH136Y	2-1/8" Ratchet Head Assembly, Y Shank



SAFETY PRECAUTION: Read and follow all safety and operating instructions. **WARNING:** Face & eye protection must be worn while operating power tools, per ANSI B186.1



SHOP TOOLS
VALVE CORE REMOVAL TOOL

ATISK3614

- For rapid and safe tire deflation
- Machined aluminum tool threads into valve stem
- Releases and traps the valve core within the tool
- Exhausts the air through ports, away from the technician



ATISK3614

DIGITAL PROTRACTOR

ATIPRO360

The ATIPRO360 Digital Protractor is a revolutionary tool that provides you with an immediate digital indication of level, plumb, and all the angles in between. The machined aluminum frame with integral base plate is a light, rigid, and ultra precise platform. State-of-the-art sensor and microprocessor circuit provides unsurpassed accuracy throughout the protractor's 360° range.

The ATIPRO360 features zero (alternate reference), a hold button to freeze displayed angle, simple calibration requiring no fixture and a one-year warranty.



CABLE TENSIO METERS

Pacific Scientific



T60

The Pacific Scientific Type T60 is a simple, yet precise instrument designed for use in accurate rigging of airborne control cables. Used extensively worldwide, it has proven its durability under long and continual service. It is suitable for use over a wide range of tension measurements and different cable sizes, and can be used under extreme conditions of heat or cold without affecting the accuracy or readings.

Part Number	Cable Size	Range
T601001C81A	1/16", 3/32", 1/8"	10-200
	5/32", 3/16"	30-300
	7/32", 1/4"	80-200
T601001C91A	1/8", 5/32", 3/16", 7/32", 1/4"	150-400



T5

The Pacific Scientific T5 is a low-cost, highly accurate, precision instrument that gives cable tension readings covering a wide range. No preliminary adjustments required before use. Not affected by heat or cold, one instrument handles many cable sizes. Small size permits entry through small openings.

Part Number	Cable Size	Range
T5200210100	1/16", 3/32", 1/8"	10-100
	5/32", 3/16"	15-150
	7/32", 1/4"	25-150
T5200210400	1/16", 3/32", 1/8"	30-200
	5/32", 3/16"	30-300
	7/32", 1/4"	30-300
T5200411300	1/16", 3/32", 1/8"	10-100
T5800310600	3/16", 7/32", 1/4"	40-600
	5/16"	40-600
T5800210500	1/16", 3/32", 1/8"	30-200
	5/32", 3/16"	30-400
	7/32", 1/4"	30-400
T5800221100	1/16", 3/32", 1/8"	35-350
T5800511000	3/16"	300-1600
	7/32", 1/4"	300-1600
	5/16"	300-1600
T5800810600	1/8", 5/32"	40-600
	3/16"	40-600
	1/4"	40-600



ATISP1001

TURNBUCKLE WRENCH, CABLE RIGGING TOOL
ATISP1001

This special cable rigging tool was designed to assist in adjusting turnbuckles on aircraft cable. The tool consists of two clamps joined by a 12" sprocket chain. When clamped to cable-end fittings on each side of the turnbuckle, the cable becomes stationary, allowing free turnbuckle adjustment.

Part Number	Size	Grip
ATISP1001	Light Duty	0 - 1/2"
ATISP1002	Heavy Duty	0 - 5/8"



SAFETY PRECAUTION: Read and follow all safety and operating instructions.
WARNING: Face & eye protection must be worn while operating power tools, per ANSI B186.1



CABLE SWAGING EQUIPMENT

ATI's Swaging and Pull Test equipment is regarded as the leader in the commercial and military aviation circles. Whether the cable assemblies are swaged within a traditional "tube shop" or making repairs on the flight line, ATI has the equipment and die sets to meet your requirements. Our AT1520JK and AT1520CTK are the most popular portable units for swaging and pull testing terminals on cable sizes 1/16" through 3/16".



ATI offers full service and repair on our swaging equipment and calibration certification on our pull tester units. Please contact ATI customer service for more information.

WARNING **SAFETY PRECAUTION:** Read and follow all safety and operating instructions. **WARNING:** Face & eye protection must be worn while operating power tools, per ANSI B186.1

79

SWAGING EQUIPMENT

CABLE SWAGING EQUIPMENT



The ATI520D operates from an air supply of 30 cfm at 90 to 100 psi and 110 vac. A step-down transformer is available for overseas operation.

STATIONARY CABLE SWAGER

ATI520D

The ATI520D Stationary Swaging machine is a ruggedly constructed unit, weighing approximately 400 pounds and measuring 12" deep by 24" wide by 58" high. The new heavy duty yoke permits rapid installation and removal of dies and incorporates a shock absorbing feature to prevent breakage. The same quick change swaging and cutting dies are used in both portable (ATI520J) and stationary equipment. It is capable of swaging ball-end terminals such as AN663 up to the -6 (3/16 cable size), and sleeve-type terminals through -8 (1/4 cable size).

This tool approaches the capacity of a 50-ton punch-press and is able to swage over 90% of aircraft-type terminals. An outstanding feature of the ATI520D Cable Swager is the automatic swaging time controls. The operator merely sets the timer for the size fitting to be swaged, and the machine automatically stops when the work is completed.

Another feature of the machine is the "terminal clamping action". The machine is equipped with a two-stage foot switch. By depressing the switch to the first stage, the dies come together pneumatically and firmly clamp the terminals. At this point, the operator may make any terminal location adjustment he wishes. The foot switch is then depressed to the second stage and the electrically timed swaging action begins. When swaging time has been completed, the machine turns off and the dies automatically return to the full open position.

Die racks are built into the sides of the machine to accommodate the complete set of swaging and cutting dies. An air filter and lubricator provide dust-free air, plus oil to the power unit. Bolt holes are provided for floor installation.

STATIONARY CABLE SWAGER KIT

ATI520DK

The ATI520DK Stationary Cable Swager Kit includes the ATI520D Swager, and the 27 pair of swaging and cut-and-trim dies shown with the ATI520JK Portable Cable Swager Kit.

80

**WARNING****SAFETY PRECAUTION:** Read and follow all safety and operating instructions.**WARNING:** Face & eye protection must be worn while operating power tools, per ANSI B186.1




**PORTABLE CABLE SWAGER
ATI520J**



This light weight portable unit is designed to precision-swage cable terminals... even when used by operators with no previous experience. It can be used as a bench unit when mounted on the shock absorbing base, or taken directly to the scene of operation. The ATI520J Swager, complete with base plate, air hose, and foot control, or any sets of dies, can be ordered separately.

**SWAGE GAUGE
ATI520SG**




"Go" type gauge designed to check all swaged terminals within the capacity of the ATI520D and ATI520J swagers. Included with ATI520JK.

SWAGING EQUIPMENT

CABLE SWAGING EQUIPMENT AND SWAGING DIES

**PORTABLE CABLE SWAGER KIT
ATI520JK**



The Kit is furnished with the ATI520J Swager, ATI520SG Swage Gauge, Felco C7 hand cable cutters, and ATISP1001 Turnbuckle Wrench, and all the dies shown below. The swager is designed to cold-flow the metal of the terminal into the interstices of the cable strands to which it is attached. Controlling factors are that the swaged terminal shall conform to specified dimensions, be free from fatigue fractures, and hold at least to the minimum rated breaking strength of the cable. Dies carried in stock are for standard MS sleeve-type and ball-end terminals. Cut-off and trim dies are manufactured in sizes to cut cable up to 1/4" in diameter without fraying or crushing wire strands, permitting rapid insertion of the terminal over the cable.

ALL SWAGING DIES SOLD IN PAIRS; CUT AND TRIM DIES SOLD INDIVIDUALLY
For use with ATI520D and ATI520J Swagers.

FOR DOUBLE SHANK BALL END TERMINALS

Part Number	Cable Diameter	Terminal Ref.
ATI520CDB-2	1/16"	MS20663-2
ATI520CDB-3	1/32"	MS20663-3
ATI520CDB-4	1/8"	MS20663-4
ATI520CDB-5	5/32"	MS20663-5
ATI520CDB-6	3/16"	MS20663-6



FOR SINGLE SHANK BALL END TERMINALS

Part Number	Cable Diameter	Terminal Ref.
ATI520CSB-2	1/16"	MS20664-2
ATI520CSB-3	1/32"	MS20664-3
ATI520CSB-4	1/8"	MS20664-4
ATI520CSB-5	5/32"	MS20664-5
ATI520CSB-6	3/16"	MS20664-6



FOR PLAIN BALL END TERMINALS

Part Number	Cable Diameter	Terminal Ref.
ATI520CB-2	1/16"	RA2487
ATI520CB-3	1/32"	RA2487
ATI520CB-4	1/8"	RA2487



FOR SLEEVE TYPE TERMINALS

Part Number	Cable Diameter	Terminal Dash No.
ATI520CS-2	1/16"	-2
ATI520CS-3	1/32"	-3
ATI520CS-4	1/8"	-4
ATI520CS-5	5/32"	-5
ATI520CS-6	3/16"	-6
ATI520CS-7	7/32"	-7
ATI520CS-8	1/4"	-8



CABLE CUT-OFF AND TRIM DIES

Part Number (Die)	Cable Diameter	Part Number (Punch)
ATI520CD-2	1/16"	ATI520CP-2
ATI520CD-3	1/32"	ATI520CP-3
ATI520CD-4	1/8"	ATI520CP-4
ATI520CD-5	5/32"	ATI520CP-5
ATI520CD-6	3/16"	ATI520CP-6
ATI520CD-7	7/32"	ATI520CP-7
ATI520CD-8	1/4"	ATI520CP-8



SAFETY PRECAUTION: Read and follow all safety and operating instructions. **WARNING:** Face & eye protection must be worn while operating power tools, per ANSI B186.1



SWAGING EQUIPMENT
SWAGED CABLE TERMINAL PULL TESTER

AT1520CT

The AT1520CT Pull Tester is a self-contained hydraulic unit in which the tensile load applied to the cable and terminal assembly is produced by developing pressure in a hydraulic cylinder. The pressure in the cylinder is related to the pounds tension applied to the terminal and cable assembly, and is indicated by a direct-reading pressure gage calibrated in pounds tension. The face of the gage is graduated and indicated by cable size, and the respective 60% rated tensile strength. This terminal tester has the capacity to pull-test sizes and types of terminals which can be swaged by the AT1520J or AT1520D Swagers.



AT1520CTK

The AT1520CTK Portable Cable Pull Tester Kit is used in conjunction with the AT1520D and AT1520J Cable Swagers. It has been designed as a portable unit to enable Field Service Groups, Aircraft Manufacturers and Repair Depots to test swaged terminals. During testing, the cable is held between two soft copper blocks which have been designed to avoid damage to the cable. The operation of this unit is simple and no experience or training is required to effectively test swaged terminals. The basic unit weighs 24-3/4 pounds, is 5-3/4" wide, 10-1/4" high and 23-1/8" long. It is light and small enough to be carried by one man. This compact size adds to its versatility and allows proof-loading of swaged terminals after the cable has been installed.



COMPLETE KIT CONSISTS OF THE FOLLOWING:
(NOTE: Jaws are furnished in pairs)

Part Number	Legacy	Item Description / cable diameter
AT1520CT	AT520CT	Pull Tester complete with handle and jaw holder
AT1520CTD2	AT520CTD-2	COPPER JAWS-1/16"
AT1520CTD3	AT520CTD-3	COPPER JAWS-3/32"
AT1520CTD4	AT520CTD-4	COPPER JAWS-1/8"
AT1520CTD5	AT520CTD-5	COPPER JAWS-5/32"
AT1520CTD6	AT520CTD-6	COPPER JAWS-3/16"
AT1520CTD7	AT520CTD-7	COPPER JAWS-7/32"
AT1520CTD8	AT520CTD-8	COPPER JAWS-1/4"
AT1520CTF5	AT520CTF-5	ADAPTER 5/32" (use with 1/4" Dia Pin)
AT1520CTF6	AT520CTF-6	ADAPTER 3/16" (use with 5/16" Dia Pin)
AT1520CTF7	AT520CTF-7	ADAPTER 7/32" (use with 5/16" Dia Pin)
AT1520CTF8	AT520CTF-8	ADAPTER 1/4" (use with 3/8" Dia Pin)
AT1520CTP1	AT520CTP-1	3/16" DIAMETER PIN W/KNURLED HEAD
AT1520CTP2	AT520CTP-2	1/4" DIAMETER PIN W/KNURLED HEAD
AT1520CTP3	AT520CTP-3	5/16" DIAMETER PIN W/KNURLED HEAD
AT1520CTP4	AT520CTP-4	3/8" DIAMETER PIN W/KNURLED HEAD
AT1520CTS2	AT520CTS-2	BALL END TERMINAL ADAPTER 1/16"
AT1520CTS3	AT520CTS-3	BALL END TERMINAL ADAPTER 3/32"
AT1520CTS4	AT520CTS-4	BALL END TERMINAL ADAPTER 1/8"
AT1520CTS5	AT520CTS-5	BALL END TERMINAL ADAPTER 5/32"
AT1520CTS6	AT520CTS-6	BALL END TERMINAL ADAPTER 3/16"
AT1520CTT2RH	AT520CTT-2	RH (#6-40) ADAPTER 1/16"
AT1520CTT20L	AT520CTT-20	LH (#6-40) ADAPTER 1/16"
AT1520CTT3RH	AT520CTT-3	RH (#10-32) ADAPTER 3/32"
AT1520CTT30L	AT520CTT-30	LH (#10-32) ADAPTER 3/32"
AT1520CTT4RH	AT520CTT-4	RH (1/4-28) ADAPTER 1/8" & 5/32"
AT1520CTT40L	AT520CTT-40	LH (1/4-28) ADAPTER 1/8" & 5/32"
AT1520CTT6RH	AT520CTT-6	RH (5/16-24) ADAPTER 3/16"
AT1520CTT60L	AT520CTT-60	LH (5/16-24) ADAPTER 3/16"
AT1520CTT7RH	AT520CTT-7	RH (3/8-24) ADAPTER 7/32" & 1/4"
AT1520CTT70L	AT520CTT-70	LH (3/8-24) ADAPTER 7/32" & 1/4"

CALIBRATION KIT
AT1520CGC

A Force Gage Kit with adaptors used to certify the cable tension indicator on the AT1520CT. This instrument will eliminate the necessity of outside calibration service.



SAFETY PRECAUTION: Read and follow all safety and operating instructions.
WARNING: Face & eye protection must be worn while operating power tools, per ANSI B186.1



SWAGING EQUIPMENT
HYDRAULIC PORTABLE SWAGER

ATI520H

The ATI520H is furnished with an Enerpac pump which operates on air supply of 100-120 psi. Swaging is accomplished by applying a designated number of pressure increments while rotating the cable-terminal assembly. The swaging action is virtually maintenance-free, consisting of merely two moving parts.

An adapter is provided which allows the ATI520H to accept standard ATI520-series swaging dies, used with both the ATI520J and ATI520D pneumatic swagers. With that additional capability, this portable hydraulic unit can satisfy all aircraft-type cable swaging requirements.



HYDRAULIC PORTABLE SWAGER KIT

ATI520HK


The ATI520HK consists of the ATI520H Swager, and thirteen pair of over-sized dies shown below. The kit includes a sleeve, which when installed, provides the operator the capability to swage with standard swaging dies as shown on the previous page.

Part Number	Cable Diameter	Terminal Ref.
ATI520CDB-7	7/32"	MS20663-7
ATI520CDB-8	1/4"	MS20663-8
ATI520CDB-9	9/32"	MS20663-9
ATI520CDB-10	5/16"	MS20663-10
ATI520CSB-7	7/32"	MS20664-7
ATI520CSB-8	1/4"	MS20664-8
ATI520CSB-9	9/32"	MS20664-9
ATI520CSB-10	5/16"	MS20664-10
ATI520CB-10	5/16"	RA2487
ATI520CB-12	3/8"	RA2487
ATI520CS-9	9/32"	MS21259
ATI520CS-10	5/16"	MS20667, MS20668
ATI520CS-12	3/8"	MS21260

HYDRAULIC PULL TESTER KIT

ATI520HTK

The ATI520HTK Hydraulic Pull Tester Kit provides pull-test capabilities for all swaged terminal assemblies listed on this page.



SAFETY PRECAUTION: Read and follow all safety and operating instructions.
WARNING: Face & eye protection must be worn while operating power tools, per ANSI B186.1

ATI TOOLS
MODEL NUMBER INDEX



Table with 3 columns: ORDERING PART #, LEGACY PART #, PAGE. Lists various tool models such as AT110B514, AT110A18, AT110A19, etc.

Table with 3 columns: ORDERING PART #, LEGACY PART #, PAGE. Lists various tool models such as AT1100A2732, AT1100A2732, AT1100A2732, etc.

Table with 3 columns: ORDERING PART #, LEGACY PART #, PAGE. Lists various tool models such as ST1111B48E3, ST1111B48E2, ST1111B48E1, etc.

Table with 3 columns: ORDERING PART #, LEGACY PART #, PAGE. Lists various tool models such as AT1100X, AT1102X, AT1103X, etc.

ATI TOOLS
MODEL NUMBER INDEX



ORDERING PART #	LEGACY PART #	PAGE	ORDERING PART #	LEGACY PART #	PAGE	ORDERING PART #	LEGACY PART #	PAGE	ORDERING PART #	LEGACY PART #	PAGE
AT1532-62	AT1532-62	40	AT1507-6	AT1507-6	43	AT1518KH	AT1518KH	45	AT1445C-4-40	AT1445C-4-40	52
AT1532-61	AT1532-61	40	AT1507-7	AT1507-7	43	AT1518KX	AT1518KX	45	AT1445C-4-33	AT1445C-4-33	52
AT1500C-58	AT1500C-58	40	AT1507-4	AT1507-4	43	AT1518KP	AT1518KP	45	AT1445C-4-27	AT1445C-4-27	52
AT1500C-57	AT1500C-57	40	AT1507-3	AT1507-3	43	AT1518KT	AT1518KT	45	AT1445C-4-21	AT1445C-4-21	52
AT1500C-56	AT1500C-56	40	AT1507-2	AT1507-2	43	AT1518KV	AT1518KV	45	AT1420C-420	AT1420C-4-20	52
AT1500C-55	AT1500C-55	40	AT1507-14	AT1507-14	43	AT1518NASAA5	AT1518NAS-A-A5	45	AT1445C-42N	AT1445C-4-22	52
AT1500C-54	AT1500C-54	40	AT1507-13	AT1507-13	43	AT1518P171	AT1518P-SPEC	45	AT1445C-4-10	AT1445C-4-10	52
AT1500C-53	AT1500C-53	40	AT1507-12	AT1507-12	43	AT1518AF	AT1518AF	46	AT1445A-1620	AT1445A-4-1620	52
AT1500C-52	AT1500C-52	40	AT1507-11	AT1507-11	43	AT1518BA	AT1518BA	46	AT1445A-3325	AT1445A-4-3325-10-30 THRD	52
AT1500C-51	AT1500C-51	40	AT1507-10	AT1507-10	43	AT1518BB	AT1518BB	46	AT1445A-4025	AT1445A-4-4025-10-30 THRD	52
AT1500-59	AT1500-59	40	AT1507-1	AT1507-1	43	AT1518BB	AT1518BB	46	AT1445A-40N	AT1445A-4-40	52
AT1500-57	AT1500-57	40	AT1518E	AT1518E	44	AT1518BC	AT1518BC	46	AT1445A-3052	AT1445A-4-3052-10-30 THRD	52
AT1500-56	AT1500-56	40	AT1518NASBA2	AT1518NAS-B-A02	44	AT1518MD	AT1518MD	46	AT1445A-4-30	AT1445A-4-30	52
AT150055	AT1500-55	40	AT1518NASBA3	AT1518NAS-B-A03	44	AT1518MF	AT1518MF	46	AT1420G-4316	AT1420G-4-316	52
AT1500-54	AT1500-54	40	AT1518NASBA6	AT1518NAS-B-A06	44	AT1518MK	AT1518MK	46	AT1420G-416	AT1420G-4-416	52
AT1500-53	AT1500-53	40	AT1518RB	AT1518RB	44	AT1518ML	AT1518ML	46	AT1420G-4516	AT1420G-4-516	52
AT1500-52	AT1500-52	40	AT1518RW	AT1518RW	44	AT1518MR	AT1518MR	46	AT1420G-438	AT1420G-4-38	52
AT1500-51	AT1500-51	40	AT1518RX	AT1518RX	44	AT1518MT	AT1518MT	46	AT1420G-1/4	AT1420G-4-1/4	52
AT1570-1364	AT1570-1364	41	AT1518RP	AT1518RP	44	AT1518MU	AT1518MU	46	AT1420G-48	AT1420G-4-8	52
AT1570732	AT1570-732	41	AT1518RH	AT1518RH	44	AT1518MV	AT1518MV	46	AT1420G-427	AT1420G-4-27	52
AT1570-50	AT1570-50	41	AT1518RH	AT1518RH	44	AT1518NASA2	AT1518NAS-A-A02	46	AT1420G-413	AT1420G-4-13	52
AT1570-516	AT1570-516	41	AT1518RH	AT1518RH	44	AT1518NASAA3	AT1518NAS-A-A03	46	AT1420E-4732	AT1420E-4-732	52
AT1570-40	AT1570-40	41	AT1518RF	AT1518RF	44	AT1518NASAA4	AT1518NAS-A-A04	46	AT1420E-4177	AT1420E-4-177	52
AT1570-30	AT1570-30	41	AT1518PE	AT1518PE	44	AT1518NASCA5	AT1518NAS-C-A5	46	AT1420E-4532	AT1420E-4-532	52
AT1570-28	AT1570-28	41	AT1518PD	AT1518PD	44	AT1518NH	AT1518NH	46	AT1420E-4332	AT1420E-4-332	52
AT1570-27	AT1570-27	41	AT1518PC	AT1518PC	44	AT1518NA06	AT1518NAS-A-A06	46	AT1420E-4316	AT1420E-4-316	52
AT1570-21	AT1570-21	41	AT1518PB	AT1518PB	44	AT1518X	AT1518X	46	AT1420E-418	AT1420E-4-18	52
AT1570-20	AT1570-20	41	AT1518PA	AT1518PA	44	AT1518ZX	AT1518ZX	46	AT1420E-414	AT1420E-4-14	52
AT1570-16	AT1570-16	41	AT1518L	AT1518L	44	AT1518U	AT1518U	46	AT1420E-48	AT1420E-4-8	52
AT1570-12	AT1570-12	41	AT1518K	AT1518K	44	AT1518T	AT1518T	46	AT1420E-448	AT1420E-4-48	52
AT1570-11	AT1570-11	41	AT1518JA	AT1518JA	44	AT1518S	AT1518S	46	AT1420E-430	AT1420E-4-30	52
AT1570-10	AT1570-10	41	AT1518J	AT1518J	44	AT1518NJ	AT1518NJ	46	AT1420E-421	AT1420E-4-21	52
AT1570-1/4	AT1570-1/4	41	AT1518H	AT1518H	44	AT1518NE	AT1518NE	46	AT1420E-420	AT1420E-4-20	52
AT1504C-1/4	AT1504C-1/4	41	AT1518G	AT1518G	44	AT1518ND	AT1518ND	46	AT1420E-413	AT1420E-4-13	52
AT1503C-732	AT1503C-732	41	AT1518GH	AT1518GH	44	AT1518N	AT1518N	46	AT1420E-411	AT1420E-4-11	52
AT1503C-532	AT1503C-532	41	AT1518JL	AT1518JL	44	AT1518NB	AT1518NB	46	AT1420E-410	AT1420E-4-10	52
AT1503C-40	AT1503C-40	41	AT1518JC	AT1518JC	44	AT1518NA	AT1518NA	46	AT1420D-4964	AT1420D-4-964	52
AT1503C-30	AT1503C-30	41	AT1518JD	AT1518JD	44	AT1518MN	AT1518MN	46	AT1420D-1164	AT1420D-4-1164	52
AT1503C-332	AT1503C-332	41	AT1518JF	AT1518JF	44	AT1518AE	AT1518AE	46	AT1420D-413	AT1420D-4-13	52
AT1503C-316	AT1503C-316	41	AT1518NASBA4	AT1518NAS-B-A04	44	AT1518AD	AT1518AD	46	AT1420D-411	AT1420D-4-11	52
AT1503C-21	AT1503C-21	41	AT1518NASDA5	AT1518NAS-D-A5	44	AT1518AB	AT1518AB	46	AT1420D-4732	AT1420D-4-732	52
AT1503C-20	AT1503C-20	41	AT1518NASDA6	AT1518NAS-D-A6	44	AT1518AA	AT1518AA	46	AT1420D-4532	AT1420D-4-532	52
AT1503C-19	AT1503C-19	41	AT1518PF	AT1518PF	44	AT1518AC	AT1518AC	46	AT1420D-4516	AT1420D-4-516	52
AT1503C-16	AT1503C-16	41	AT1518PC	AT1518PC	44	AT1518BC	AT1518BC	46	AT1420D-4332	AT1420D-4-332	52
AT1503C-12	AT1503C-12	41	AT1518PD	AT1518PD	44	AT1518BD	AT1518BD	46	AT1420D-4316	AT1420D-4-316	52
AT1503C-11	AT1503C-11	41	AT1518RE	AT1518RE	44	AT1518BE	AT1518BE	46	AT1420D-418	AT1420D-4-18	52
AT1503C-10	AT1503C-10	41	AT1518RG	AT1518RG	44	AT1518BG	AT1518BG	46	AT1420D-414	AT1420D-4-14	52
AT1503C-1/8	AT1503C-1/8	41	AT1518RJ	AT1518RJ	44	AT1518ME	AT1518ME	46	AT1420D-440	AT1420D-4-40	52
AT1503C-1/4	AT1503C-1/4	41	AT1518RL	AT1518RL	44	AT1518MP	AT1518MP	46	AT1420D-430	AT1420D-4-30	52
AT1503C-F	AT1503C-F	41	AT1518RJ	AT1518RJ	44	AT1518NF	AT1518NF	46	AT1420D-427	AT1420D-4-27	52
AT1503-78	AT1503-78	41	AT1518YF	AT1518YF	44	AT1518NG	AT1518NG	46	AT1420D-421	AT1420D-4-21	52
AT1503-77	AT1503-77	41	AT1518DF	AT1518DF	45	AT1518R	AT1518R	46	AT1420D-420	AT1420D-4-20	52
AT1503-74	AT1503-74	41	AT1518GA	AT1518GA	45	AT1518P1016	AT1518NAS-1474-A3	46	AT1420D-416	AT1420D-4-16	52
AT1503-73	AT1503-73	41	AT1518GC	AT1518GC	45	AT1518Q	AT1518Q	46	AT1420D-411	AT1420D-4-11	52
AT1503-72	AT1503-72	41	AT1518GE	AT1518GE	45	AT1518W	AT1518W	46	AT1420C-41164	AT1420C-4-1164	52
AT1503-70	AT1503-70	41	AT1518GF	AT1518GF	45	AT1518SCA02	AT1518NAS-C-A02	47	AT1420C-414	AT1420C-4-14	52
AT1503-66	AT1503-66	41	AT1518GG	AT1518GG	45	AT1518SCA03	AT1518NAS-C-A03	47	AT1420C-4096	AT1420C-4-096	52
AT1503-40	AT1503-40	41	AT1518GH	AT1518GH	45	AT1518SCA04	AT1518NAS-C-A04	47	AT1420C-4964	AT1420C-4-964	52
AT1503-30	AT1503-30	41	AT1518GN	AT1518GN	45	AT1518SCA06	AT1518NAS-C-A06	47	AT1420C-4532	AT1420C-4-532	52
AT1503-3	AT1503-3	41	AT1518GR	AT1518GR	45	AT1518SDA08	AT1518NAS-D-A08	47	AT1420C-4516	AT1420C-4-516	52
AT1503-21	AT1503-21	41	AT1518GS	AT1518GS	45	AT1518TC	AT1518TC	47	AT1420C-4332	AT1420C-4-332	52
AT1503-20	AT1503-20	41	AT1518HA	AT1518HA	45	AT1518TD	AT1518TD	47	AT1420C-4316	AT1420C-4-316	52
AT1503-11	AT1503-11	41	AT1518HC	AT1518HC	45	AT1518UA	AT1518UA	47	AT1420C-418	AT1420C-4-18	52
AT1503-10	AT1503-10	41	AT1518HG	AT1518HG	45	AT1518UB	AT1518UB	47	AT1420C-430	AT1420C-4-30	52
AT1339EC	AT1339EC	41	AT1518H	AT1518H	45	AT1518UC	AT1518UC	47	AT1420C-421	AT1420C-4-21	52
AT15P200-4	SP200-4	42	AT1518HL	AT1518HL	45	AT1518UE	AT1518UE	47	AT1420C-413	AT1420C-4-13	52
AT15P200-3	SP200-3	42	AT1518HM	AT1518HM	45	AT1518UF	AT1518UF	47	AT1420C-410	AT1420C-4-10	52
AT15P200-2	SP200-2	42	AT1518HS	AT1518HS	45	AT1518TB	AT1518TB	47	AT1420B-4964	AT1420B-4-964	52
AT15P200-1	SP200-1	42	AT1518HJ	AT1518HJ	45	AT1518TA	AT1518TA	47	AT1420B-4532	AT1420B-4-532	52
AT15P20005	SP20005	42	AT1518HW	AT1518HW	45	AT1518SE	AT1518SE	47	AT1420B-4332	AT1420B-4-332	52
AT15P20004	SP20004	42	AT1518HX	AT1518HX	45	AT1518SD	AT1518SD	47	AT1420B-4316	AT1420B-4-316	52
AT15P20003	SP20003	42	AT1518HY	AT1518HY	45	AT1518SC	AT1518SC	47	AT1420B-432	AT1420B-4-32	52
AT15P20002	SP20002	42	AT1518KG	AT1518KG	45	AT1518SB	AT1518SB	47	AT1420A-440	AT1420A-4-40	52
AT15P200	SP200	42	AT1518KJ	AT1518KJ	45	AT1518SA	AT1518SA	47	AT1445C-192	AT1445C-E-4-192	53
AT14HSS15/32	HSS15/32	42	AT1518KLA06	AT1518NAS-A-A6	45	AT1518SF	AT1518SF	47	AT1590C5K	AT1590C5K	53
AT14HSS140	HSS140	42	AT1518P	AT1518P	45	AT1518SJ	AT1518SJ	47	AT1445E-9PC	AT1445E-9PC	53
AT14HSS130	HSS130	42	AT1518N	AT1518N	45	AT1518T	AT1518T	47	AT1445E-6PC	AT1445E-6PC	53
AT14HSS1302	HSS1302	42	AT1518M	AT1518M	45	AT1518UD	AT1518UD	47	AT1445E-4PC	AT1445E-4PC	53
AT14HSS1316	HSS1316	42	AT1518KU	AT1518KU	45	AT1518NA002	AT1518NAS-A-A02	49	AT1445C-G4516	AT1445C-G-4-516	53
AT14HSS121	HSS121	42	AT1518KN	AT1518KN	45	AT1518NSAA03	AT1518NAS-A-A03	49	AT1445C-G414	AT1445C-G-4-14	53
AT14HSS110	HSS110	42	AT1518KL	AT1518KL	45	AT1518NASCA5	AT1518NAS-C-A5	49	AT1445C-E4310	AT1445C-E-4-3100	53
AT14HSS118	HSS118	42	AT1518KD	AT1518KD	45	AT1518NASDA6	AT1518NAS-D-A6	49	AT1445C-E2480	AT1445C-E-4-2480	53
AT14HSS114	HSS114	42	AT1518KO	AT1518KO	45	AT1445E427	AT1445E-4-27	52	AT1445C-TE5P1	AT1445C-TE-4-2475	53
AT14HSS15/32	HSS15/32	42	AT1518GL	AT1518GL	45	AT1445G412	AT1445G-4-12	52	AT1445C-E2423	AT1445C-E-4-2430	53
AT14HSS140	HSS140	42	AT1518F	AT1518F	45	AT1445G4516	AT1445G-4-516	52	AT1445C-E188	AT1445C-E-4-1880	53
AT14HSS14016	HSS14016	42	AT1518E	AT1518E	45	AT1445G438	AT1445G-4-38	52	AT1445C-E183	AT1445C-E-4-1830	53
AT14HSS118	HSS118	42	AT1518D	AT1518D	45	AT1445G414	AT1445G-4-14	52	AT1445C-E153	AT1445C-E-4-1530	53



ATI TOOLS MODEL NUMBER INDEX

Table with 6 columns: ORDERING PART #, LEGACY PART #, PAGE, ORDERING PART #, LEGACY PART #, PAGE, ORDERING PART #, LEGACY PART #, PAGE, ORDERING PART #, LEGACY PART #, PAGE. Lists various tool models and their corresponding part numbers and page references.

ATI TOOLS
MODEL NUMBER INDEX



ORDERING PART #	LEGACY PART #	PAGE	ORDERING PART #	LEGACY PART #	PAGE	ORDERING PART #	LEGACY PART #	PAGE	ORDERING PART #	LEGACY PART #	PAGE
AT1474-23	AT1474-23	64	AT1489C-20	AT1489C-20	65	AT1560F-33PC	CBXL-BF-332-PC	74	RTWH46Y	AT2600CD-1Y	77
AT1474-22X	AT1474-22	64	AT1489C-21	AT1489C-21	65	AT1560F-32PC	CBXL-BF-316-PC	74	RTWH47Z	AT2600CD-1-18Y	77
AT1474-22	AT1474-22	64	AT1489C-23	AT1489C-23	65	CBXLBF316PC	CBXL-BF-316-PC	74	RTWH48J	AT2600CD-1-14JL	77
AT147421X	AT1474-21X	64	AT1489C-24	AT1489C-24	65	CBXLBF18PC	CBXL-BF-18-PC	74	RTWH48Y	AT2600CD-1-14Y	77
AT1474-21	AT1474-21	64	AT1590L	AT1590L	66	CBXLBF14PC	CBXL-BF-14-PC	74	RTWH48Y	AT2600CD-1-38Y	77
AT147420X	AT1474-20X	64	AT14295XC	AT14295XC	66	CBXBF316PC	CBX-BF-316-PC	74	RTWH49J	AT2600CD-1-12JL	77
AT1474-20	AT1474-20	64	AT14295-7	AT14295-7	66	CBXBF18	CBX-BF-18-PC	74	RTWH49Y	AT2600CD-1-12Y	77
AT1474-2	AT1474-2	64	AT14295-6	AT14295-6	66	CBXBF18PC	CBX-BF-18-PC	74	AT15P1002	SP100-2	78
AT1474-1X	AT1474-1X	64	AT14295-5	AT14295-5	66	CBXBF14PC	CBX-BF-14-PC	74	AT15P1001	SP100-1	78
AT1474-19X	AT1474-19X	64	AT14295-4	AT14295-4	66	AT1600FG	AT1600FG	74	AT15P0360	PH0360	78
AT1474-19	AT1474-19	64	AT14295-3	AT14295-3	66	AT1566H-NXL	AT1566H-NXL	74	T601001C91A	T601001C91A	78
AT1474-18X	AT1474-18X	64	AT14295-2	AT14295-2	66	AT1566H-NX	AT1566H-NX	74	T601001C81A	T601001C81A	78
AT1474-18	AT1474-18	64	AT14295-1	AT14295-1	66	AT1554H-NXL	AT1554H-NXL	74	T5800810600	T5800810600	78
AT1474-17X	AT1474-17X	64	AT14295-0	AT14295-0	66	AT1554H-NX	AT1554H-NX	74	T5800511000	T5800511000	78
AT1474-17	AT1474-17	64	AT13596-38	AT13596-38	68	AT1553H-NXL	AT1553H-NXL	74	T5800310600	T5800310600	78
AT147416X	AT1474-16X	64	AT13596-34	AT13596-34	68	AT1553H-PC	AT1553H-PC	74	T5800221100	T5800221100	78
AT1474-16	AT1474-16	64	AT13596-31	AT13596-31	68	AT1552H-NXL	AT1552H-NXL	74	T5800210500	T5800210500	78
AT147415X	AT1474-15X	64	AT13596-28	AT13596-28	68	AT1552H-NX	AT1552H-NX	74	T5200411300	T5200411300	78
AT1474-15	AT1474-15	64	AT13596-25	AT13596-25	68	AT1551H-NXL	AT1551H-NXL	74	T5200210400	T5200210400	78
AT147414X	AT1474-14X	64	AT13596-22	AT13596-22	68	AT1551H-NX	AT1551H-NX	74	T5200210100	T5200210100	78
AT1474-14	AT1474-14	64	AT13596-19	AT13596-19	68	CBX-BF-18	CBX-BF-18	74	AT15K3614	AT15K3614	78
AT147413X	AT1474-13X	64	AT13594K	AT13594K	68	CBXBF332PC	CBXL-BF-332-PC	74	AT1520DK	AT1520DK	80
AT1474-13	AT1474-13	64	AT13600K	AT13600K	68	CBXLBF532	CBXL-BF-532-PC	74	AT1520D	AT1520D	80
AT147412X	AT1474-12X	64	AT13594	AT13594	68	AT118A1	T8A1	75	AT1520SG	AT1520SG	81
AT1474-12	AT1474-12	64	AT13594-2X	AT13594-2X	68	AT118A1	T8A1	75	AT1520JK	AT1520JK	81
AT147411X	AT1474-11X	64	AT13594-4X	AT13594-4X	68	AT11A1	T1A1	75	AT1520CB	AT1520CB	81
AT1474-11	AT1474-11	64	AT13595	AT13595	68	AT11A1	T4A1	75	AT1520CSB-6	AT1520CSB-6	81
AT1474-10X	AT1474-10X	64	AT13597-38	AT13597-38	68	AT11A1	T3A1	75	AT1520CSB-5	AT1520CSB-5	81
AT1474-10	AT1474-10	64	AT13597-44	AT13597-44	68	AT11A1	T2A1	75	AT1520CSB-4	AT1520CSB-4	81
AT1474-1	AT1474-1	64	AT13597-50	AT13597-50	68	AT11A1	T1A1	75	AT1520CSB-3	AT1520CSB-3	81
AT1415-3	AT1415-3	64	AT13597-3X	AT13597-3X	68	AT11A1	T16A1	75	AT1520CSB-2	AT1520CSB-2	81
AT1415-2	AT1415-2	64	AT13597-3X	AT13597-3X	68	AT11A1	T10A1	75	AT1520CS-8	AT1520CS-8	81
AT1415-10	AT1415-10	64	AT12979	AT12979	69	AT11A1	T0A1	75	AT1520CS-7	AT1520CS-7	81
AT1415-1	AT1415-1	64	AT13539PR	AT13539PR	69	AT1268P4	268P4	75	AT1520CS-6	AT1520CS-6	81
AT1490-9	AT1490-9	65	AT13539PR	AT13539PR	69	AT1268P8	268P8	75	AT1520CS-5	AT1520CS-5	81
AT1490C-10	AT1490C-10	65	AT13539LPR	AT13539LPR	69	AT11HS6	HTS6	75	AT1520CS-4	AT1520CS-4	81
AT1490C-7	AT1490C-7	65	AT13539L	AT13539L	69	AT11HS-5	HTS5	75	AT1520CS-3	AT1520CS-3	81
AT1490C-9	AT1490C-9	65	AT13539T732	AT13539T-732	69	AT11HS-4	HTS4	75	AT1520CS-2	AT1520CS-2	81
AT1490C-8	AT1490C-8	65	AT13539T716	AT13539T-716	69	AT11HS-3	HTS3	75	AT1520CSB-6	AT1520CSB-6	81
AT1490C-6	AT1490C-6	65	AT13539T516	AT13539T-516	69	AT11HS-2	HTS2	75	AT1520CSB-5	AT1520CSB-5	81
AT1490C-5	AT1490C-5	65	AT13539T38	AT13539T-38	69	AT11HS1	HTS1	75	AT1520CSB-4	AT1520CSB-4	81
AT1490C-25	AT1490C-25	65	AT13539T132	AT13539T-1132	69	AT13K3686-9S	AT13K3686-9S	75	AT1520CSB-3	AT1520CSB-3	81
AT1490C-21	AT1490C-21	65	AT13539T114	AT13539T-114	69	AT13K3686-8S	AT13K3686-8S	75	AT1520CSB-2	AT1520CSB-2	81
AT1490C-19	AT1490C-19	65	AT13539T98L	AT13539T98L	69	AT13K3686-7S	AT13K3686-7S	75	AT1520CSB	AT1520CSB	81
AT1490C-17	AT1490C-17	65	AT13539T98	AT13539T98	69	AT13K3686-6F	AT13K3686-6F	75	AT1520CD-6	AT1520CD-6	81
AT1490C-15	AT1490C-15	65	AT13539A8	AT13539A-8	69	AT13K3686-5F	AT13K3686-5F	75	AT1520CD-5	AT1520CD-5	81
AT1490C-14	AT1490C-14	65	AT13539	AT13539	69	AT13K3686-4T	AT13K3686-4T	75	AT1520CD-4	AT1520CD-4	81
AT1490C-13	AT1490C-13	65	AT12650-10	AT12650-10	70	AT13K3686-3T	AT13K3686-3T	75	AT1520CD-3	AT1520CD-3	81
AT1490C-12	AT1490C-12	65	AT12650-12	AT12650-12	70	AT13K3686-2T	AT13K3686-2T	75	AT1520CD-2	AT1520CD-2	81
AT1490C-11	AT1490C-11	65	AT12650-14	AT12650-14	70	AT13K3686-10S	AT13K3686-10S	75	AT1520CD-1	AT1520CD-1	81
AT1490B-9	AT1490B-9	65	AT12650-8	AT12650-8	70	AT1540S-5	AT1540S-5	75	AT1520CB-4	AT1520CB-4	81
AT1490B-8	AT1490B-8	65	AT13585-10A	AT13585-10A	70	AT1540S	AT1540S	75	AT1520CB-3	AT1520CB-3	81
AT1490B-7	AT1490B-7	65	AT13585-10B	AT13585-10B	70	AT1540S-5	AT1540S-5	75	AT1520CB-2	AT1520CB-2	81
AT1490B-6	AT1490B-6	65	AT13585-10C	AT13585-10C	70	AT1540B-7	AT1540B-7	75	AT1520CB-1	AT1520CB-1	81
AT1490B-5	AT1490B-5	65	AT13585-12A	AT13585-12A	70	AT1540	AT1540	75	AT1520CT17RH	AT1520CT17 RH	82
AT1490B-4	AT1490B-4	65	AT13585-12B	AT13585-12B	70	AT1268P10	AT268P-10	75	AT1520CT160L	AT1520CT160 LH	82
AT1490B-3	AT1490B-3	65	AT13585-12C	AT13585-12C	70	AT1268P1/4	268P-1/4	75	AT1520CT16FH	AT1520CT16 FH	82
AT1490B-2	AT1490B-2	65	AT13585-5B	AT13585-5B	70	AT1268P6	268P6	75	AT1520CT140L	AT1520CT140 LH	82
AT1490B-17	AT1490B-17	65	AT13585-6A	AT13585-6A	70	AT1268M4	268M4	75	AT1520CT14FH	AT1520CT14 FH	82
AT1490B-16	AT1490B-16	65	AT13585-6B	AT13585-6B	70	AT1560D-3	AT1560D-3	76	AT1520CT130L	AT1520CT130 LH	82
AT1490B-15	AT1490B-15	65	AT13585-6PC	AT13585-6PC	70	70071472602	N/A	76	AT1520CT13RH	AT1520CT13 RH	82
AT1490B-14	AT1490B-14	65	AT13585-8A	AT13585-8A	70	AT1560R10	AT1560R-10	76	AT1520CT120L	AT1520CT120 LH	82
AT1490B-13	AT1490B-13	65	AT13585-8B	AT13585-8B	70	AT1560MRE36	AT1560MRE-36	76	AT1520CT12RH	AT1520CT12 RH	82
AT1490B-12	AT1490B-12	65	AT13585-8C	AT13585-8C	70	AT1560MRE18	AT1560MRE-18	76	AT1520CT15-6	AT1520CT15-6	82
AT1490B-11	AT1490B-11	65	AT13588K	AT13588K	70	AT1560MRE12	AT1560MRE-12	76	AT1520CT15-5	AT1520CT15-5	82
AT1490B-10	AT1490B-10	65	AT12979J	AT12979J	70	AT1560MRE36	AT1560MRE-36	76	AT1520CT15-4	AT1520CT15-4	82
AT1490A-9	AT1490A-9	65	PCP9	PCP9	72	AT1560MR18	AT1560MR-18	76	AT1520CT15-3	AT1520CT15-3	82
AT1490A-8	AT1490A-8	65	PCP8	PCP8	72	AT1560MR12	AT1560MR-12	76	AT1520CT15-2	AT1520CT15-2	82
AT1490A-7	AT1490A-7	65	AT1506SG	AT1506SG	72	AT1560MDF18	AT1560MDF-18	76	AT1520CT14	AT1520CT14	82
AT1490A-6	AT1490A-6	65	AT1506S	AT1506S	72	AT1560MFE36	AT1560MFE-36	76	AT1520CT13	AT1520CT13	82
AT1490A-5	AT1490A-5	65	AT1508KG	AT1508KG	72	AT1560MFE24	AT1560MFE-24	76	AT1520CT12	AT1520CT12	82
AT1490A-4	AT1490A-4	65	AT1508K-4	AT1508K-4	72	AT1560MFE18	AT1560MFE-18	76	AT1520CT11	AT1520CT11	82
AT1490A-3	AT1490A-3	65	AT1508K	AT1508K	72	AT1560MFE12	AT1560MFE-12	76	AT1520CT10	AT1520CT10	82
AT1490A-2	AT1490A-2	65	ACP9	ACP9	72	AT1560MFE24	AT1560MFE-24	76	AT1520CT9	AT1520CT9	82
AT1490A-11	AT1490A-11	65	AT1044P3	04-4P3	72	AT1560MFE18	AT1560MFE-18	76	AT1520CT8	AT1520CT8	82
AT1490A-10	AT1490A-10	65	AT1530	AT1530	73	AT1560MFE12	AT1560MFE-12	76	AT1520CT7	AT1520CT7	82
AT1490A-1	AT1490A-1	65	AT1556W-NXL	AT1556W-NXL	73	AT1560MFE12	AT1560MFE-12	76	AT1520CT6	AT1520CT6	82
AT1489C-9	AT1489C-9	65	AT1556H-NX	AT1556H-NX	73	AT1560M	AT1560M	76	AT1520CT5	AT1520CT5	82
AT1489C-8	AT1489C-8	65	AT1556MHD	AT1556MHD	73	AT1560D3	AT1560D-3	76	AT1520CT4	AT1520CT4	82
AT1489C-7	AT1489C-7	65	AT1556M	AT1556M	73	AT1560CF24	AT1560CF-24	76	AT1520CT3	AT1520CT3	82
AT1489C-6	AT1489C-6	65	AT1554W-NXL	AT1554W-NXL	73	AT1560CF18	AT1560CF-18	76	AT1520CT2	AT1520CT2	82
AT1489C-5	AT1489C-5	65	AT1554W-NX	AT1554W-NX	73	AT1560CF12	AT1560CF-12	76	AT1520CT1	AT1520CT1	82
AT1489C-4	AT1489C-4	65	AT1554MHD	AT1554MHD	73	AT1560WCF24	AT1560 WCF-24	76			
AT1489C-32	AT1489C-32	65	AT1554M	AT1554M	73	AT1560WCF18	AT1560 WCF-18	76			
AT1489C-31	AT1489C-31	65	AT1553W-NXL	AT1553W-NXL	73	AT1560WCF12	AT1560 WCF-12	76			
AT1489C-30	AT1489C-30	65	AT1553W-NX	AT1553W-NX	73	AT1560C	AT1560C	76			
AT1489C-3	AT1489C-3	65	AT1553S3	AT1553S3	73	AT1560A-4	AT1560A-4	76			
AT1489C-29	AT1489C-29	65	AT1553MHD	AT1553MHD	73	AT1560A-3	AT1560A-3	76			
AT1489C-2											

DECIMAL EQUIVALENTS

DRILL SIZE	MM	DECIMAL INCHES	DRILL SIZE	MM	DECIMAL INCHES	DRILL SIZE	MM	DECIMAL INCHES	DRILL SIZE	MM	DECIMAL INCHES
	0.10	.0039	45	2.08	.0820	5	5.22	.2055	7/16	11.11	.4375
	0.20	.0079	44	2.18	.0860	4	5.31	.2090	29/64	11.51	.4531
	0.25	.0098	43	2.26	.0890	3	5.41	.2130	15/32	11.91	.4688
	0.30	.0118	42	2.37	.0935	7/32	5.56	.2188	-	12.00	.4724
80	0.34	.0135	3/32	2.38	.0938	2	5.61	.2210	31/64	12.30	.4844
79	0.37	.0145	41	2.44	.0960	1	5.79	.2280	1/2	12.70	.5000
1/64	0.40	.0156	40	2.50	.0980	A	5.94	.2340	-	13.00	.5118
78	0.41	.0160	39	2.53	.0995	15/64	5.95	.2344	33/64	13.10	.5156
77	0.46	.0180	38	2.58	.1015	-	6.00	.2362	17/32	13.49	.5312
-	0.50	.0197	37	2.64	.1040	B	6.05	.2380	35/64	13.89	.5469
76	0.51	.0200	36	2.71	.1065	C	6.15	.2420	-	14.00	.5512
75	0.53	.0210	7/64	2.78	.1094	D	6.25	.2460	9/16	14.29	.5625
74	0.57	.0225	35	2.79	.1100	1/4	6.35	.2500	37/64	14.68	.5781
-	0.60	.0236	34	2.82	.1110	E	6.35	.2500	-	15.00	.5906
73	0.61	.0240	33	2.87	.1130	F	6.53	.2570	19/32	15.08	.5938
72	0.64	.0250	32	2.95	.1160	G	6.63	.2610	39/64	15.48	.6094
71	0.66	.0260	-	3.00	.1181	17/64	6.75	.2656	5/8	15.88	.6250
-	0.70	.0276	31	3.05	.1200	H	6.76	.2660	-	16.00	.6299
70	0.71	.0280	1/8	3.18	.1250	I	6.91	.2720	41/64	16.27	.6406
69	0.74	.0292	30	3.26	.1285	-	7.00	.2756	21/32	16.67	.6562
-	0.75	.0295	29	3.45	.1360	J	7.04	.2770	-	17.00	.6693
68	0.79	.0310	28	3.57	.1405	K	7.14	.2810	43/64	17.07	.6719
1/32	0.79	.0313	9/64	3.57	.1406	9/32	7.14	.2812	11/16	17.46	.6875
-	0.80	.0315	27	3.66	.1440	L	7.37	.2900	45/64	17.86	.7031
67	0.81	.0320	26	3.73	.1470	M	7.49	.2950	-	18.00	.7087
66	0.84	.0330	25	3.8	.1495	19/64	7.54	.2969	23/32	18.26	.7188
65	0.89	.0350	24	3.86	.1520	N	7.67	.3020	47/64	18.65	.7344
-	0.90	.0354	23	3.91	.1540	5/16	7.94	.3125	-	19.00	.7480
64	0.91	.0360	5/32	3.97	.1562	-	8.00	.3150	3/4	19.05	.7500
63	0.94	.0370	22	3.99	.1570	O	8.03	.3160	49/64	19.45	.7656
62	0.97	.0380	-	4.00	.1575	P	8.20	.3230	25/32	19.84	.7812
61	0.99	.0390	21	4.04	.1590	21/64	8.33	.3281	-	20.00	.7874
-	1.00	.0394	20	4.09	.1610	Q	8.43	.3320	51/64	20.24	.7969
60	1.02	.0400	19	4.22	.1660	R	8.61	.3390	13/16	20.64	.8125
59	1.04	.0410	18	4.31	.1695	11/32	8.73	.3438	-	21.00	.8268
58	1.07	.0420	11/64	4.37	.1719	S	8.84	.3480	53/64	21.03	.8281
57	1.09	.0430	17	4.39	.1730	-	9.00	.3543	27/32	21.43	.8438
56	1.18	.0465	16	4.50	.1770	T	9.09	.3580	55/64	21.84	.8594
3/64	1.19	.0469	15	4.57	.1800	23/64	9.13	.3594	-	22.00	.8661
55	1.32	.0520	14	4.62	.1820	U	9.35	.3680	7/8	22.23	.8750
54	1.40	.0550	13	4.70	.1850	3/8	9.53	.3750	57/64	22.62	.8906
53	1.51	.0595	3/16	4.76	.1875	V	9.56	.3770	-	23.00	.9055
1/16	1.59	.0625	12	4.80	.1890	W	9.80	.3860	29/32	23.02	.9062
52	1.61	.0635	11	4.85	.1910	25/64	9.92	.3906	59/64	23.42	.9219
51	1.70	.0670	10	4.91	.1935	-	10.00	.3937	15/16	23.81	.9375
50	1.78	.0700	9	4.98	.1960	X	10.08	.3970	-	24.00	.9449
49	1.85	.0730	-	5.00	.1968	Y	10.26	.4040	61/64	24.21	.9531
48	1.93	.0760	8	5.05	.1990	13/32	10.32	.4062	31/32	24.61	.9688
5/64	1.98	.0781	7	5.11	.2010	Z	10.49	.4130	-	25.00	.9842
47	1.99	.0785	13/64	5.16	.2031	27/64	10.72	.4219	63/64	25.00	.9844
-	2.00	.0787	6	5.18	.2040	-	11.00	.4331	1	25.40	1.000
46	2.06	.0810									



**A LEGACY BRAND
SINCE 1938!**

Snap-on Specialty Tools
19220 San Jose Avenue
City of Industry, CA 91748
Toll Free: (800) 284-4460
Phone: (626) 965-0668
FAX: (626) 965-2410
<http://www.atitools.com>

© Copyright 2015, Snap-on Specialty Tools

PRODUCT CATALOG 2016

